




SHADE TREE PROGRAM APPROVED TREE LIST





Adding a new tree to your landscape is a great opportunity to choose the best tree for your needs. These trees have been selected by local tree professionals to grow and do well in our area. They all are deciduous and drop their leaves in the fall, allowing the winter sun to warm the house. Roseville residents are eligible for free tree consultations and rebates on eligible trees.

- To sign up; email info@rosevilletree.org, or call (916) 250-2902.
- Rebate instructions at www.roseville.ca.us/shadetree or call (916) 79-POWER (797-6937)
- Tree photos and more information on specific trees and how to grow healthy trees is available at www.rosevilletree.org

SMALL TREES UNDER 25' TALL AT MATURITY	MEDIUM SIZED TREES 26-45' TALL AT MATURITY	LARGE TREES OVER 45' TALL AT MATURITY
		
Recommended minimum planting distances from:		
Front of green utility box: 8' Building, paving, swimming pool: 6' Fence, underground utilities: 3' OK to plant under high voltage lines	Front of green utility box: 8' Building, swimming pool: 15' Fence, paving, underground utilities: 6' Overhead, high-voltage lines: 20'	Front of green utility box: 8" Building, swimming pool: 20' Fence, paving, underground utilities: 6' Overhead, high-voltage lines: 30'

TREES NEED THE RIGHT AMOUNT OF WATER TO GROW AND STAY HEALTHY

Newly planted trees require more frequent irrigation than they will after a year in the ground. This amount is not a lot, about 10-15 gallons a week. But it is important that it be applied where the young roots are (root ball) as well as outside the original root ball.

VERY LOW WATER PLANTS	
	Very low water plants, such as California natives usually can grow with just the normal rainfall available. However in a landscape, they will have a better appearance if they are watered infrequently during the dry season. Use care when watering near our native oaks as they may not tolerate summer water, consult with a knowledgeable arborist.
LOW WATER PLANTS	
	Low water plants may be called "Water Wise", "xeriscape" or "drought tolerant" and need only about 25% of the water that high water plants need. These plants prefer the soil to be almost dry between waterings. Some examples are Salvias, rock roses, fortnight lilies, Chinese pistache trees and lavender.
MEDIUM WATER PLANTS	
	Medium water plants need only about 60% of the water that high water plants require. Most common landscape plants (roses, most trees, annual flowers) require medium water. These plants can dry somewhat between irrigations.
HIGH WATER PLANTS	
	High water plants (lawn grass, hydrangeas, coastal redwoods, willows) require high irrigation during the dry season and constantly moist soil to stay healthy. Not waterlogged (muddy) soil though; the soil must have some air available to roots. We recommend that you reduce the amount of high water landscaping to save water.

**SMALL TREES
UNDER 25' TALL AT MATURITY**

Tree name	Mature size	Water needed	Features
Bloodgood Japanese Maple <i>Acer palmatum</i> 'Bloodgood'	15-20' tall 15-20' wide	Medium water	Upright growing Japanese maple with maroon leaves in spring which change to dark green with some maroon color in summer. Develops bright orange fall color. This tree requires afternoon shade to stay healthy; best planted on the east side of the house.
Chaste Tree <i>Vitex agnus castus</i>	12-20' tall 12-20' wide	Low to medium water	Small tree has large spikes (6"-8") of blue-violet flowers in early summer. It prefers to grow as a multi-trunk tree and can be pruned to fit in narrow spots. Flowers attract bees when in bloom.
Chinese Fringe Tree <i>Chionanthus retusus</i>	15-25' tall 15-25' wide	Medium water	Unusual tree with white fringe-like flowers that cover the tree in Spring. Female trees have small (1/4"-1/2") non-staining fruit that may sprout in landscape areas. Approximately half of the trees will turn out to be female. Best in well-drained soil.
Chitalpa X <i>Chitalpa tashkentensis</i>	20-25' tall 20-25' wide	Low to medium water	Small tree with large, orchid-like pink or white flowers in the spring. The flowers are beautiful, but make a bit of a mess when they fall; so avoid planting this tree over paving. Not suitable for poorly drained areas.
Crabapples. There are several to choose from <i>Malus</i> cultivars	15-25' tall 15-25' wide	Medium water	Small, spreading tree with showy, spring flowers followed by decorative crabapples that remain on the tree for several months. Flowers vary from white to dark pink. Crabapples are small (1/4"-1"), and dry and mealy--not gooey. Birds are attracted to the fruit. Two favorites are: Japanese Crabapple with pink flowers, yellow fruit and yellow to red fall leaf color. The Prairifire Crabapple has dark-pink flowers, maroon leaves and small, dark red, dangling fruit is attractive in summer and fall. The leaves turn red in the fall.
Crape Myrtle 'Natchez' <i>Lagerstroemia</i> 'Natchez' variety only	20-25' tall 20-25' wide	Low to medium water	This tree-sized Crape Myrtle has showy, white flowers in the summer. The bark develops patches of light and cinnamon color on its smooth surface. In the fall, the leaves turn orange to red. Grows faster than pink or purple Crape Myrtles and is more resistant to pests.
Eastern Redbud <i>Cercis canadensis</i>	20-25' tall 20-30' wide	Medium water	Hot pink flowers cover this small deciduous tree in the spring. The leaves are heart-shaped and flutter in the breeze. This tree often branches low, simple pruning for the first few years will encourage it to branch above head height. Useful for narrow areas. May produce flat seed pods in fall. Not suitable for areas with poor drainage.
Kousa Dogwood <i>Cornus kousa</i>	20-25' tall 20-25' wide	Medium water	Uncommon Dogwood tree has large, creamy-white blooms in spring and red to maroon leaves in the fall. Bright red fruits decorate the branches in winter and are attractive to birds. This tree will do well in light shade or full sun. It tends to grow as a multi-trunked tree and is useful in narrow areas.
Smoke Tree <i>Cotinus coggygria</i>	10-15' tall 12-20' wide	Low to medium water	Unusual summer flowers on this small tree look like puffs of smoke. They last for a long time in the summer, then the leaves turn orange to red in the fall. This tree usually grows as a multi-trunk and is useful in narrow areas near the house. Choose a variety with either green or maroon leaves.
Western Redbud <i>Cercis occidentalis</i> A California native tree	10-15' tall 12-20' wide	Very low to low water	California native tree or large shrub has magenta-pink spring flowers that open from dark-red buds. The leaves are round and develop yellow to red colors on the leaves in fall. It will grow with several trunks and look like a shrub for several years, then prune the lower branches out to show off the trunks. This tree is useful in narrow areas near the house.

Wireless Zelkova Zelkova serrata 'Wireless'	20-25' tall 25-35' wide	Medium water	Spreading tree shades a wide area like a house wall or patio. It has attractive leaves that turn red in fall. This tree is best with annual pruning when it is young to reduce crowded branches.
---	----------------------------	--------------	--

**MEDIUM SIZED TREES
26-45' TALL AT MATURITY**

Tree name	Mature size	Water needed	Features
Pacific Sunset Maple Acer truncatum 'Pacific Sunset'	25-30' tall 20-25' wide	Medium water	Vigorous, smaller maple tree that does not need a huge area to grow in. It has attractive, dark green leaves that turn orange in the fall. It is tougher than most maples and resists pests and diseases.
Chinese Pistache Pistacia chinensis 'Keith Davey'	30-45' tall 30-45' wide	Low to medium Water	This tree has beautiful orange and red fall colors that last for many weeks. Gawkly for a few years when young, but grows into a wide, spreading tree as it matures. Cultivar 'Keith Davey' is a male with good fall color. Female trees bear fruit similar to a peppercorn, which can sprout invasively and do not have as bright fall color.
Elm Emerald Sunshine Ulmus propinqua 'Emerald Sunshine'	30-35" tall 20-25' wide	Medium water	This elm was selected for its tolerance to heat, low irrigation and windy conditions. It grows in an upright vase shape and develops orange fall color. It is resistant to elm diseases and pests.
Elm Frontier Ulmus carpinifolia x parvifolia 'Frontier'	40-45' tall 25- 30' wide	Medium water	Fast growing tree with an upright vase shape. Its leaves turn red-burgundy for several weeks in the fall. This elm is resistant to elm diseases and pests.
Goldenrain Tree Koultreuteria paniculata	20-30' tall 25-40' wide	Low to medium Water	Fast growing tree with lobed leaves and a wide spreading habit. Bright yellow flowers in summer are followed by seed pods that look like green Japanese lanterns. These mature to a golden-brown color in fall and break apart and fall a few weeks after the leaves drop. Leaves color bright golden in the fall.
Hedge Maple Acer campestre	25-35' tall 30-45' wide	Medium water	Beautiful maple with a rounded canopy. The leaves have rounded rather than pointed leaves like most maples do. Late to color in the fall with soft golden foliage, not especially bright. It is tougher than most maples; tolerating poor growing conditions and air pollution and is more resistant to pests and diseases than other maples.
Little Leaf Linden Tilia cordata	30-45' tall 25-35' wide	Medium water	This round-crowned shade tree has a neat, somewhat formal appearance and heart shaped leaves. Its small, creamy-white flowers are fragrant, but not very noticeable. Yellow to golden fall color. Very popular in Europe as a street tree; the flowers are collected and used to make tea.
Trident Maple Acer buergeranum	25-35' tall 20-25' wide	Medium water	Fast growing, maple with an upright form. This maple fits in smaller yards more easily than larger Red or Sugar maples. Because it grows fast, it is best with annual pruning for the first few years to encourage a strong and attractive structure. The thee-pointed leaves turn soft reds and oranges in the fall. Some trees make many, small winged seeds.
Tupelo Nyssa sylvatica	30-45' tall 25-35' wide	Medium to high water	Beautiful shade tree with good fall color; usually bright red, but some trees are orange or wine red. Great lawn tree, Tupelos grow as wide pyramids with branches mostly horizontal. Females bear 1/2" fruits that are dry and non-staining.

**LARGE TREES
OVER 45' TALL AT MATURITY**

Tree name	Mature size	Water needed	Features
Blue Oak Quercus douglasii A California native tree	30-50' tall 40-70' wide	Very low water	This California oak is native to our area, usually growing on dry hills and rocky areas. It is very drought tolerant, tough, and lives a long time. The leaves take on a distinctly blue- green tinge in summer and the bark has patchy light-colored areas. This tree does best with very infrequent summer irrigation. When mature, Blue oaks produce large acorns.
Ginkgo Ginkgo biloba 'Autumn Gold' or other male variety	45-50' tall 30-40' wide	Medium water	Upright tree with unusual leaves shaped like a duck's foot. Bright green leaves turn golden yellow in the fall and stay on the tree that way for several weeks. Usually drops its leaves over just a few days in the fall. Not a fast grower for the first few years, this tree will benefit from nitrogen fertilizer. Female trees have a stinky fruit, so buy a male variety such as 'Saratoga', 'Princeton Sentry' or 'Autumn Gold'.
Red Maple Acer rubrum	40-50' tall 30-40' wide	Medium to high water	Fast growing, upright maple with red-maroon leaf color in the fall, not necessarily bright. Prefers well-drained soil that is kept moist, like a lawn. Called a red maple because it has small red flowers in the spring. Good lawn tree, but not suited to low water situations where it does poorly.
River Birch Betula nigra	40-70' tall 35-45' wide	Medium to high water	Fast growing Birch tree with salmon-colored, peeling bark. In the fall, the leaves turn golden. It is more tolerant of summer heat than white-barked birches, but is not tolerant of low water. Well suited to a lawn situation where it will have the moisture it needs.
Scarlet Oak Quercus coccinea	60-75' tall 40-60' wide	Medium water	Oak tree with deeply lobed leaves is beautiful for use in irrigated landscapes. Bright orange-red fall color develops later than other oaks. Some dry leaves may persist on the tree in the winter, especially in younger trees. Prefers moist, fertile and well drained soil and will happily grow in a lawn. Native to the Eastern U.S.
Valley Oak Quercus lobata A California native tree	40-90' tall 50-90' wide	Low water	Our native oak is the tallest oak in North America. Native to California's valley and foothills especially near rivers, it forms a large tree with spreading branches. The leaves are deeply lobed and stay green in the summer, unlike the Blue Oak. Large acorns are produced when the tree becomes mature. This California native oak does best with very infrequent summer irrigation.
Willow Oak Quercus phellos	60-75' tall 50-60' wide	Low to high water	Large oak with narrow leaves, a bit reminiscent of a willow tree. But unlike a willow, it has strong branches and deep roots. The leaves turn yellow, orange and red in the fall for a short time. Acorns of this oak are button sized. This tree grows fast, has lush bright green foliage and can do well in low or moderate water, even a lawn. Native to the Eastern U.S.
Zelkova Zelkova serrata	50-70' tall 50-70' wide	Low to medium Water	Wide spreading, vase-shaped tree with beautiful fall colors and attractive toothed leaves. In the fall, trees usually show red, yellow, orange and green leaves-all at one time. Annual pruning when young will help it develop a beautiful shape and remove excess branches that tend to form.