

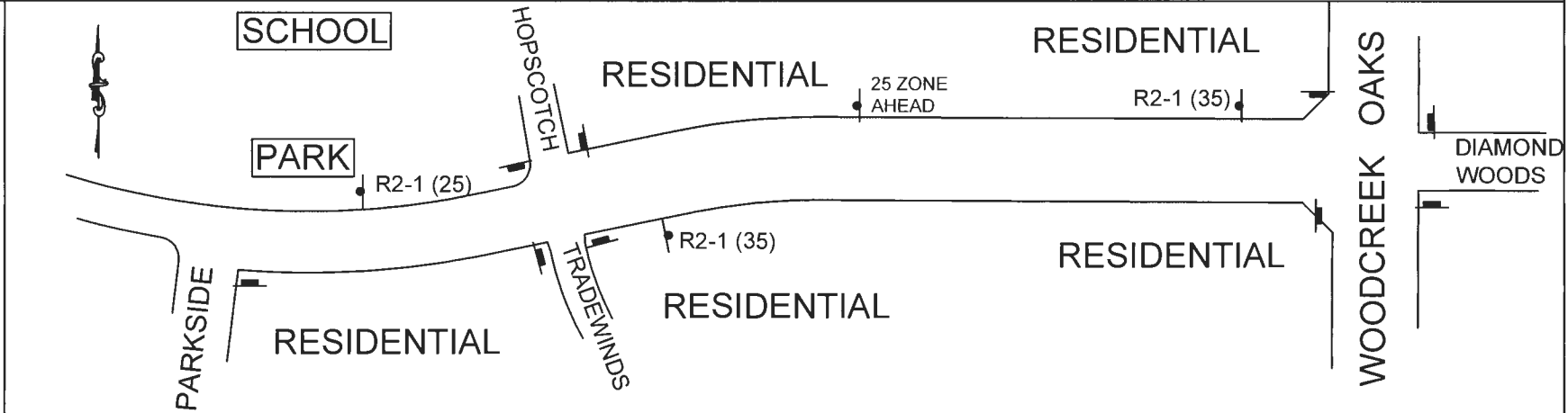


PUBLIC WORKS DEPT.

TRAFFIC ENGINEERING AND SPEED MAP  
SPEED ZONE SURVEY

ROAD NAME:  
**NORTHPARK DRIVE**  
WOODCREEK OAKS TO PARKSIDE

STRIP MAP



ROADWAY WIDTH	42'
NO. OF LANES	2
ADT	2108
DIVIDER TYPE	PAINTED
CRITICAL SPEED (85th %)	36 MPH
PACE SPEED	16-25 MPH
3-YEAR ACCIDENT HISTORY	0
EXISTING SPEED LIMIT	35 MPH
RECOM. SPEED LIMIT	30 MPH
SEGMENT LENGTH	.31 MI.

LEGEND	STOP SIGNS	SPEED LIMIT SIGN	TRAFFIC SIGNAL
--------	------------	------------------	----------------

MPH			ROADSIDE COND.
	61-75	0*	
51-60	2*		RESIDENCE <input checked="" type="checkbox"/>
41-50	89*		BUSINESS <input type="checkbox"/>
31-40	969*		PARKS <input checked="" type="checkbox"/>
1-30	1048*		OPEN SPACE <input type="checkbox"/>
			BIKEWAY <input checked="" type="checkbox"/>

COMMENTS: NO PARKING ON BOTH SIDES OF STREET.  
\*HOSES USED FOR SPEED SURVEY. TOTAL VOLUME EQUALS 2108.


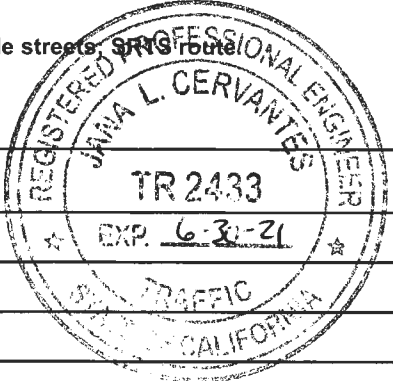
SOME RECOVERY AREA  NO RECOVERY AREA   
SCHOOL ROUTE

# City of Roseville Engineering and Traffic Survey

## Summary

Street: NORTHPARK DRIVE  
Limits: WOODCREEK OAKS BOULEVARD  
PARKSIDE WAY

Field Observer: R YAKIMCHUK  
Checked By: J CERVANTES  
Date: 6/26/2019

Factors	Direction:	
<b><u>A. Prevailing Speed Data</u></b>		
Location of Survey	500' west of Woodcreek Oaks Bl.	
85th Percentile	36 MPH	
10 mph Pace	16-25	
Percent in Pace	46.80%	
Posted Speed Limit	35	
<b><u>B. Collision History</u></b>		
Date Range Covered	11/01/2015 TO 10/31/2018	(3 years)
Total Collisions	0	
Collision Rate (Acc/MVM)	0	
Expected Collision Rate	3.05	
<b><u>C. Traffic Factors</u></b>		
Average Daily Traffic	2108	
Length of Segment	1350	
Lane Configuration	Single Lane Each Direction	
Street Classification	Collector	
<b><u>D. Conditions Not Readily Apparent</u></b>		
Conditions	See: Roadside Conditions on the Speed Zone Survey Map	
Roadway Geometrics	Straight, flat.	
Comments	Class II bike lanes; Residential side streets	
<b><u>E. Adjacent Land Use</u></b>		
	Single Family residential	
Posted Speed Limit	35	
Speed Limit Change?	No	
Revised Speed Limit	35	
Approved and Authorized for release by City of Roseville Traffic Engineering Department:		
 _____		 Date <u>6-15-19</u> Loc.# _____

# City of Roseville

311 Vernon Street  
Roseville, CA 95678  
**(916) 746-1300**

Site Code: Northpark Drive

EB

Start Time	1 15	16 20	21 25	26 30	31 35	36 40	41 45	46 50	51 55	56 60	61 65	66 70	71 75	76 999	Total	Pace Speed	Number in Pace
01/02/19	*	*	*	*	*	*	*	*	*	*	*	*	*	*	*	*	*
01:00	*	*	*	*	*	*	*	*	*	*	*	*	*	*	*	*	*
02:00	*	*	*	*	*	*	*	*	*	*	*	*	*	*	*	*	*
03:00	*	*	*	*	*	*	*	*	*	*	*	*	*	*	*	*	*
04:00	*	*	*	*	*	*	*	*	*	*	*	*	*	*	*	*	*
05:00	*	*	*	*	*	*	*	*	*	*	*	*	*	*	*	*	*
06:00	*	*	*	*	*	*	*	*	*	*	*	*	*	*	*	*	*
07:00	*	*	*	*	*	*	*	*	*	*	*	*	*	*	*	*	*
08:00	*	*	*	*	*	*	*	*	*	*	*	*	*	*	*	*	*
09:00	*	*	*	*	*	*	*	*	*	*	*	*	*	*	*	*	*
10:00	*	*	*	*	*	*	*	*	*	*	*	*	*	*	*	*	*
11:00	*	*	*	*	*	*	*	*	*	*	*	*	*	*	*	*	*
12 PM	23	4	0	6	29	20	4	0	0	0	0	0	0	0	86	31-40	49
13:00	16	5	1	14	19	10	4	0	0	0	0	0	0	0	69	26-35	33
14:00	28	3	0	3	32	15	3	0	0	0	0	0	0	0	84	31-40	47
15:00	26	1	2	10	26	14	5	1	0	0	0	0	0	0	85	31-40	40
16:00	18	4	0	8	18	20	7	0	0	0	0	0	0	0	75	31-40	38
17:00	9	2	0	9	23	18	2	1	0	0	0	0	0	0	64	31-40	41
18:00	13	0	1	4	27	10	2	0	1	0	0	0	0	0	58	31-40	37
19:00	4	0	0	4	14	9	2	0	0	0	0	0	0	0	33	31-40	23
20:00	3	0	0	5	12	13	3	1	0	0	0	0	0	0	37	31-40	25
21:00	3	1	1	1	11	6	2	0	0	0	0	0	0	0	25	31-40	17
22:00	0	0	0	3	4	5	2	0	1	0	0	0	0	0	15	31-40	9
23:00	0	0	0	0	4	1	0	1	0	0	0	0	0	0	6	31-40	5
Total	143	20	5	67	219	141	36	4	2	0	0	0	0	0	637		
Percent	22.4%	3.1%	0.8%	10.5%	34.4%	22.1%	5.7%	0.6%	0.3%	0.0%	0.0%	0.0%	0.0%	0.0%			
AM Peak Vol.																	
PM Peak Vol.	14:00 28	13:00 5	15:00 2	13:00 14	14:00 32	12:00 20	16:00 7	15:00 1	18:00 1						12:00 86		

Site Code: Northpark Drive

EB

Start Time	15	20	25	30	35	40	45	50	55	60	65	70	75	999	Total	Pace Speed	Number in Pace
01/03/19	1	0	0	0	1	3	0	0	0	0	0	0	0	0	5	31-40	4
01:00	0	0	0	0	1	1	0	0	0	0	0	0	0	0	2	29-38	2
02:00	0	0	1	0	0	2	0	0	0	0	0	0	0	0	3	30-39	2
03:00	0	0	0	0	0	0	0	0	0	0	0	0	0	0	0	*	*
04:00	1	0	1	1	2	1	1	1	0	0	0	0	0	0	8	31-40	3
05:00	2	0	1	3	8	11	1	0	0	0	0	0	0	0	26	31-40	19
06:00	4	0	0	4	15	15	5	0	0	0	0	0	0	0	43	31-40	30
07:00	2	0	1	4	14	19	0	3	0	0	0	0	0	0	43	31-40	33
08:00	5	1	0	6	29	21	7	0	0	0	0	0	0	0	69	31-40	50
09:00	5	1	5	5	24	19	5	0	0	0	0	0	0	0	64	31-40	43
10:00	19	2	1	7	19	14	3	0	0	0	0	0	0	0	65	31-40	33
11:00	29	5	0	9	20	25	1	1	0	0	0	0	0	0	90	31-40	45
12 PM	*	*	*	*	*	*	*	*	*	*	*	*	*	*	*	*	*
13:00	*	*	*	*	*	*	*	*	*	*	*	*	*	*	*	*	*
14:00	*	*	*	*	*	*	*	*	*	*	*	*	*	*	*	*	*
15:00	*	*	*	*	*	*	*	*	*	*	*	*	*	*	*	*	*
16:00	*	*	*	*	*	*	*	*	*	*	*	*	*	*	*	*	*
17:00	*	*	*	*	*	*	*	*	*	*	*	*	*	*	*	*	*
18:00	*	*	*	*	*	*	*	*	*	*	*	*	*	*	*	*	*
19:00	*	*	*	*	*	*	*	*	*	*	*	*	*	*	*	*	*
20:00	*	*	*	*	*	*	*	*	*	*	*	*	*	*	*	*	*
21:00	*	*	*	*	*	*	*	*	*	*	*	*	*	*	*	*	*
22:00	*	*	*	*	*	*	*	*	*	*	*	*	*	*	*	*	*
23:00	*	*	*	*	*	*	*	*	*	*	*	*	*	*	*	*	*
Total	68	9	10	39	133	131	23	5	0	0	0	0	0	0	418		
Percent	16.3%	2.2%	2.4%	9.3%	31.8%	31.3%	5.5%	1.2%	0.0%	0.0%	0.0%	0.0%	0.0%	0.0%			
AM Peak	11:00	11:00	09:00	11:00	08:00	11:00	08:00	07:00							11:00		
Vol.	29	5	5	9	29	25	7	3							90		
PM Peak																	
Vol.	211	29	15	106	352	272	59	9	2	0	0	0	0	0	1055		
Percent	20.0%	2.7%	1.4%	10.0%	33.4%	25.8%	5.6%	0.9%	0.2%	0.0%	0.0%	0.0%	0.0%	0.0%			

15th Percentile : 11 MPH  
 50th Percentile : 32 MPH  
 85th Percentile : 38 MPH  
 95th Percentile : 41 MPH

Stats  
 10 MPH Pace Speed : 31-40 MPH  
 Number in Pace : 624  
 Percent in Pace : 59.1%  
 Number of Vehicles > 55 MPH : 0  
 Percent of Vehicles > 55 MPH : 0.0%  
 Mean Speed(Average) : 29 MPH

# City of Roseville

311 Vernon Street  
Roseville, CA 95678  
**(916) 746-1300**

Site Code: Northpark Drive

WB

Start Time	1 15	16 20	21 25	26 30	31 35	36 40	41 45	46 50	51 55	56 60	61 65	66 70	71 75	76 999	Total	Pace Speed	Number in Pace			
01/02/19	*	*	*	*	*	*	*	*	*	*	*	*	*	*	*	*	*			
01:00	*	*	*	*	*	*	*	*	*	*	*	*	*	*	*	*	*			
02:00	*	*	*	*	*	*	*	*	*	*	*	*	*	*	*	*	*			
03:00	*	*	*	*	*	*	*	*	*	*	*	*	*	*	*	*	*			
04:00	*	*	*	*	*	*	*	*	*	*	*	*	*	*	*	*	*			
05:00	*	*	*	*	*	*	*	*	*	*	*	*	*	*	*	*	*			
06:00	*	*	*	*	*	*	*	*	*	*	*	*	*	*	*	*	*			
07:00	*	*	*	*	*	*	*	*	*	*	*	*	*	*	*	*	*			
08:00	*	*	*	*	*	*	*	*	*	*	*	*	*	*	*	*	*			
09:00	*	*	*	*	*	*	*	*	*	*	*	*	*	*	*	*	*			
10:00	*	*	*	*	*	*	*	*	*	*	*	*	*	*	*	*	*			
11:00	*	*	*	*	*	*	*	*	*	*	*	*	*	*	*	*	*			
12 PM	45	0	0	8	13	11	1	0	0	0	0	0	0	0	78	6-15	30			
13:00	26	0	1	10	21	13	1	0	0	0	0	0	0	0	72	31-40	34			
14:00	33	0	0	10	15	7	3	0	0	0	0	0	0	0	68	26-35	25			
15:00	54	0	1	4	16	16	0	0	0	0	0	0	0	0	91	6-15	36			
16:00	52	0	0	8	23	12	3	0	0	0	0	0	0	0	98	31-40	35			
17:00	63	0	2	20	18	11	3	0	0	0	0	0	0	0	117	6-15	42			
18:00	45	0	2	19	21	12	0	0	0	0	0	0	0	0	99	26-35	40			
19:00	33	0	1	13	10	12	1	0	0	0	0	0	0	0	70	26-35	23			
20:00	15	0	0	9	15	3	1	0	0	0	0	0	0	0	43	26-35	24			
21:00	22	0	1	4	6	2	0	0	0	0	0	0	0	0	35	1-10	15			
22:00	10	0	0	4	4	1	1	0	0	0	0	0	0	0	20	26-35	8			
23:00	8	0	1	1	4	3	0	0	0	0	0	0	0	0	17	30-39	7			
<b>Total</b>	<b>406</b>	<b>0</b>	<b>9</b>	<b>110</b>	<b>166</b>	<b>103</b>	<b>14</b>	<b>0</b>	<b>0</b>	<b>0</b>	<b>0</b>	<b>0</b>	<b>0</b>	<b>0</b>	<b>808</b>					
<b>Percent</b>	<b>50.2%</b>	<b>0.0%</b>	<b>1.1%</b>	<b>13.6%</b>	<b>20.5%</b>	<b>12.7%</b>	<b>1.7%</b>	<b>0.0%</b>	<b>0.0%</b>	<b>0.0%</b>	<b>0.0%</b>	<b>0.0%</b>	<b>0.0%</b>	<b>0.0%</b>						
<b>AM Peak</b>																				
Vol.																				
<b>PM Peak</b>	17:00		17:00	17:00	16:00	15:00	14:00											17:00		
Vol.	63		2	20	23	16	3											117		

# City of Roseville

311 Vernon Street  
 Roseville, CA 95678  
 (916) 746-1300

Site Code: Northpark Drive

WB

Start Time	1 15	16 20	21 25	26 30	31 35	36 40	41 45	46 50	51 55	56 60	61 65	66 70	71 75	76 999	Total	Pace Speed	Number in Pace
01/03/19	5	0	0	1	1	1	0	0	0	0	0	0	0	0	8	7-16	3
01:00	3	0	0	0	0	0	1	0	0	0	0	0	0	0	4	*	2
02:00	0	0	0	1	0	0	0	0	0	0	0	0	0	0	1	19-28	1
03:00	3	0	0	0	1	0	0	0	0	0	0	0	0	0	4	*	2
04:00	0	0	0	0	1	0	0	0	0	0	0	0	0	0	1	24-33	1
05:00	1	0	0	1	0	0	0	0	0	0	0	0	0	0	2	*	1
06:00	4	0	0	0	0	1	0	0	0	0	0	0	0	0	5	1-10	3
07:00	14	0	1	2	4	4	1	0	0	0	0	0	0	0	26	6-15	9
08:00	20	0	1	3	6	6	0	0	0	0	0	0	0	0	36	6-15	13
09:00	22	0	1	2	10	8	2	0	0	0	0	0	0	0	45	31-40	18
10:00	34	0	1	1	7	4	2	0	0	0	0	0	0	0	49	1-10	23
11:00	32	1	1	7	16	6	1	0	0	0	0	0	0	0	64	26-35	23
12 PM	*	*	*	*	*	*	*	*	*	*	*	*	*	*	*	*	*
13:00	*	*	*	*	*	*	*	*	*	*	*	*	*	*	*	*	*
14:00	*	*	*	*	*	*	*	*	*	*	*	*	*	*	*	*	*
15:00	*	*	*	*	*	*	*	*	*	*	*	*	*	*	*	*	*
16:00	*	*	*	*	*	*	*	*	*	*	*	*	*	*	*	*	*
17:00	*	*	*	*	*	*	*	*	*	*	*	*	*	*	*	*	*
18:00	*	*	*	*	*	*	*	*	*	*	*	*	*	*	*	*	*
19:00	*	*	*	*	*	*	*	*	*	*	*	*	*	*	*	*	*
20:00	*	*	*	*	*	*	*	*	*	*	*	*	*	*	*	*	*
21:00	*	*	*	*	*	*	*	*	*	*	*	*	*	*	*	*	*
22:00	*	*	*	*	*	*	*	*	*	*	*	*	*	*	*	*	*
23:00	*	*	*	*	*	*	*	*	*	*	*	*	*	*	*	*	*
Total	138	1	5	18	46	30	7	0	0	0	0	0	0	0	245		
Percent	56.3%	0.4%	2.0%	7.3%	18.8%	12.2%	2.9%	0.0%	0.0%	0.0%	0.0%	0.0%	0.0%	0.0%			
AM Peak	10:00	11:00	07:00	11:00	11:00	09:00	09:00								11:00		
Vol.	34	1	1	7	16	8	2								64		
PM Peak																	
Vol.																	
Total	544	1	14	128	212	133	21	0	0	0	0	0	0	0	1053		
Percent	51.7%	0.1%	1.3%	12.2%	20.1%	12.6%	2.0%	0.0%	0.0%	0.0%	0.0%	0.0%	0.0%	0.0%			

15th Percentile : 4 MPH  
 50th Percentile : 14 MPH  
 85th Percentile : 34 MPH  
 95th Percentile : 38 MPH

Stats  
 10 MPH Pace Speed : 1-10 MPH  
 Number in Pace : 363  
 Percent in Pace : 34.5%  
 Number of Vehicles > 55 MPH : 0  
 Percent of Vehicles > 55 MPH : 0.0%  
 Mean Speed(Average) : 20 MPH