



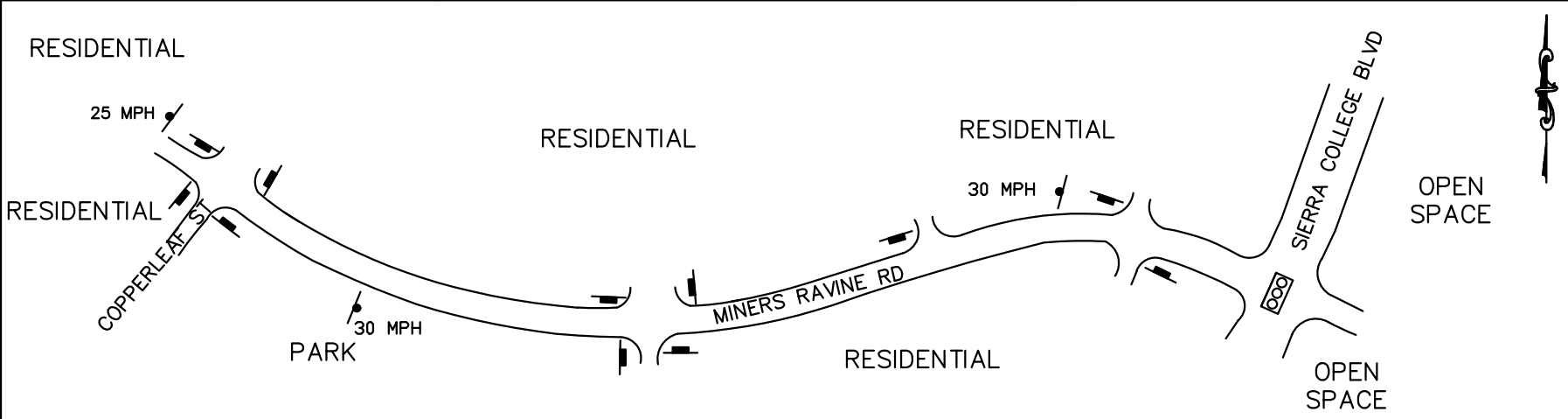
PUBLIC WORKS DEPT.

TRAFFIC ENGINEERING AND SPEED MAP
SPEED ZONE SURVEY

ROAD NAME:

MINERS RAVINE DR
Sierra College to Copperleaf

STRIP MAP



ROADWAY WIDTH	42'
NO. OF LANES	2
ADT	902
DIVIDER TYPE	PAINTED
CRITICAL SPEED (85th %)	32
PACE SPEED	25-34 MPH
3-YEAR ACCIDENT HISTORY	0
EXISTING SPEED LIMIT	30 MPH
RECOM. SPEED LIMIT	25 MPH
SEGMENT LENGTH	.32 MI.

LEGEND	STOP SIGNS	SPEED LIMIT SIGN	TRAFFIC SIGNAL
--------	------------	------------------	----------------

MPH			ROADSIDE COND.
	61-75	0	SCHOOL <input type="checkbox"/>
51-60	1	RESIDENCE <input checked="" type="checkbox"/>	
41-50	7	BUSINESS <input type="checkbox"/>	
31-40	261	PARKS <input checked="" type="checkbox"/>	
1-30	633	OPEN SPACE <input checked="" type="checkbox"/>	
		BIKEWAY <input checked="" type="checkbox"/>	

COMMENTS: NO PARKING ON BOTH SIDES OF STREET. CLASS II BIKE LANES. *HOSES USED FOR SPEED SURVEYS.

SOME RECOVERY AREA NO RECOVERY AREA

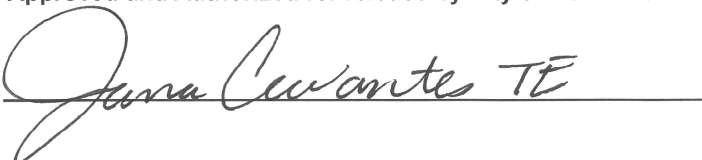
SCHOOL ROUTE


City of Roseville Engineering and Traffic Survey

Summary

Street: MINERS RAVINE DR
Limits: SIERRA COLLEGE BLVD
COPPERLEAF ST

Field Observer: AZ
Checked By: J CERVANTES
Date: 3/29/2023

Factors	Direction: East/West
<u>A. Prevailing Speed Data</u>	
Location of Survey	400' E OF COPPERLEAF ST
85th Percentile	32
10 mph Pace	25-34
Percent in Pace	67.4%
Posted Speed Limit	30 MPH
<u>B. Collision History</u>	
Date Range Covered	12/3/2019 TO 12/3/2022 (3 years)
Total Collisions	0
Collision Rate (Acc/MVM)	0
Expected Collision Rate	1.68
<u>C. Traffic Factors</u>	
Average Daily Traffic	902
Length of Segment	1730'
Lane Configuration	Single Lane Each Direction
Street Classification	Collector
<u>D. Conditions Not Readily Apparent</u>	
Conditions	See: Roadside Conditions on the Speed Zone Survey Map.
Roadway Geometrics	Horizontal Curve
Comments	No parking on both sides of street; class II bike lanes
<u>E. Adjacent Land Use</u>	
	Single family residential
Posted Speed Limit	30
Speed Limit Change?	Yes
Revised Speed Limit	25
Approved and Authorized for release by City of Roseville Traffic Engineering Department:	
	<u>12-13-2023</u> Date Loc.#



311 Vernon Street
 Roseville, CA 95678
 (916) 7461300



File Name: Miners Ravine Dr - Data

Direction: A to B, WB

3/29/2023	> 15 - 20 MPH	> 20 - 25 MPH	> 25 - 30 MPH	> 30 - 35 MPH	> 35 - 40 MPH	> 40 - 45 MPH	> 45 - 50 MPH	> 50 - 55 MPH	> 55 - 60 MPH	> 60 - 65 MPH	> 65 - 70 MPH	> 70 MPH	Total
12:00 AM	0	0	0	0	0	0	0	0	0	0	0	0	0
1:00	0	0	0	0	0	0	0	0	0	0	0	0	0
2:00	0	0	0	0	0	0	0	0	0	0	0	0	0
3:00	0	0	0	0	0	0	0	0	0	0	0	0	0
4:00	0	0	0	0	0	0	0	0	0	0	0	0	0
5:00	0	0	0	0	0	0	0	0	0	0	0	0	0
6:00	0	0	0	0	0	0	0	0	0	0	0	0	0
7:00	1	0	0	2	1	0	0	0	0	0	0	0	4
8:00	1	1	2	10	9	0	0	1	0	0	0	0	24
9:00	3	2	8	22	12	1	1	0	0	0	0	0	49
10:00	0	0	6	12	6	2	0	0	0	0	0	0	26
11:00	0	1	4	11	8	8	2	0	0	0	0	0	34
12:00 PM	0	5	9	9	14	3	0	0	0	0	0	0	40
1:00	1	0	9	21	7	2	0	0	0	0	0	0	40
2:00	1	3	3	26	15	2	0	0	0	0	0	0	50
3:00	0	1	8	21	13	5	1	0	0	0	0	0	49
4:00	1	0	5	14	16	5	1	0	0	0	0	0	42
5:00	0	2	4	26	14	5	1	0	0	0	0	0	52
6:00	1	1	4	11	11	1	0	0	0	0	0	0	29
7:00	0	0	0	0	0	0	0	0	0	0	0	0	0
8:00	0	0	0	0	0	0	0	0	0	0	0	0	0
9:00	0	0	0	0	0	0	0	0	0	0	0	0	0
10:00	0	0	0	0	0	0	0	0	0	0	0	0	0
11:00	0	0	0	0	0	0	0	0	0	0	0	0	0
Total	9	16	62	185	126	34	6	0	1	0	0	0	439

Percentile	15th	50th	85th	95th
Speed	24	29	34	37
Mean Speed (Average)	28.5			
10 MPH Pace Speed	25-34			
Number in Pace	310			
Percent in Pace	70.6%			
Number > 45 MPH	1			
Percent > 45 MPH	0.2%			

Grand Total	9	16	62	185	126	34	6	0	1	0	0	0	0	439
-------------	---	----	----	-----	-----	----	---	---	---	---	---	---	---	-----

Stats	Percentile	15th	50th	85th	95th
	Speed	24	29	34	37
	Mean Speed (Average)	28.5			
	10 MPH Pace Speed	25-34			
	Number in Pace	310			
	Percent in Pace	70.6%			
	Number > 45 MPH	1			
	Percent > 45 MPH	0.2%			

311 Vernon Street
 Roseville, CA 95678
 (916) 7461300



File Name: Miners Ravine Dr - Data

Direction: B to A, EB

3/29/2023	> 15 - 20 MPH	> 20 - 25 MPH	> 25 - 30 MPH	> 30 - 35 MPH	> 35 - 40 MPH	> 40 - 45 MPH	> 45 - 50 MPH	> 50 - 55 MPH	> 55 - 60 MPH	> 60 - 65 MPH	> 65 - 70 MPH	> 70 MPH	Total
12:00 AM	0	0	0	0	0	0	0	0	0	0	0	0	0
1:00	0	0	0	0	0	0	0	0	0	0	0	0	0
2:00	0	0	0	0	0	0	0	0	0	0	0	0	0
3:00	0	0	0	0	0	0	0	0	0	0	0	0	0
4:00	0	0	0	0	0	0	0	0	0	0	0	0	0
5:00	0	0	0	0	0	0	0	0	0	0	0	0	0
6:00	0	0	0	0	0	0	0	0	0	0	0	0	0
7:00	0	0	4	0	0	0	0	0	0	0	0	0	4
8:00	2	2	4	3	4	0	0	0	0	0	0	0	15
9:00	0	1	7	14	5	0	0	0	0	0	0	0	27
10:00	1	0	3	23	3	0	0	0	0	0	0	0	30
11:00	1	0	6	10	7	0	0	0	0	0	0	0	24
12:00 PM	1	3	7	16	11	2	0	0	0	0	0	0	40
1:00	0	1	15	15	6	4	1	0	0	0	0	0	42
2:00	1	1	7	20	10	1	0	0	0	0	0	0	40
3:00	0	0	16	22	16	1	0	0	0	0	0	0	55
4:00	0	4	17	37	12	0	0	0	0	0	0	0	70
5:00	2	4	18	34	11	2	0	0	0	0	0	0	71
6:00	3	1	12	10	6	0	0	0	0	0	0	0	32
7:00	0	0	0	0	0	0	0	0	0	0	0	0	0
8:00	0	1	4	1	0	0	0	0	0	0	0	0	6
9:00	0	2	1	1	0	0	0	0	0	0	0	0	4
10:00	0	0	2	1	0	0	0	0	0	0	0	0	3
11:00	0	0	0	0	0	0	0	0	0	0	0	0	0
Total	11	20	123	207	91	10	1	0	0	0	0	0	463

Percentile	15th	50th	85th	95th
Speed	22	27	31	33
Mean Speed (Average)	26.5			
10 MPH Pace Speed	20-29			
Number in Pace	326			
Percent in Pace	70.4%			
Number > 45 MPH	0			
Percent > 45 MPH	0.0%			

Grand Total	11	20	123	207	91	10	1	0	0	0	0	0	463
-------------	----	----	-----	-----	----	----	---	---	---	---	---	---	-----

Stats	Percentile	15th	50th	85th	95th
	Speed	22	27	31	33
	Mean Speed (Average)	26.5			
	10 MPH Pace Speed	20-29			
	Number in Pace	326			
	Percent in Pace	70.4%			
	Number > 45 MPH	0			
	Percent > 45 MPH	0.0%			



Direction: Combined

3/29/2023	> 15 - 20 MPH	> 20 - 25 MPH	> 25 - 30 MPH	> 30 - 35 MPH	> 35 - 40 MPH	> 40 - 45 MPH	> 45 - 50 MPH	> 50 - 55 MPH	> 55 - 60 MPH	> 60 - 65 MPH	> 65 - 70 MPH	> 70 MPH	Total
12:00 AM	0	0	0	0	0	0	0	0	0	0	0	0	0
1:00	0	0	0	0	0	0	0	0	0	0	0	0	0
2:00	0	0	0	0	0	0	0	0	0	0	0	0	0
3:00	0	0	0	0	0	0	0	0	0	0	0	0	0
4:00	0	0	0	0	0	0	0	0	0	0	0	0	0
5:00	0	0	0	0	0	0	0	0	0	0	0	0	0
6:00	0	0	0	0	0	0	0	0	0	0	0	0	0
7:00	1	0	4	2	1	0	0	0	0	0	0	0	8
8:00	3	3	6	13	13	0	0	1	0	0	0	0	39
9:00	3	3	15	36	17	1	1	0	0	0	0	0	76
10:00	1	0	9	35	9	2	0	0	0	0	0	0	56
11:00	1	1	10	21	15	8	2	0	0	0	0	0	58
12:00 PM	1	8	16	25	25	5	0	0	0	0	0	0	80
1:00	1	1	24	36	13	6	1	0	0	0	0	0	82
2:00	2	4	10	46	25	3	0	0	0	0	0	0	90
3:00	0	1	24	43	29	6	1	0	0	0	0	0	104
4:00	1	4	22	51	28	5	1	0	0	0	0	0	112
5:00	2	6	22	60	25	7	1	0	0	0	0	0	123
6:00	4	2	16	21	17	1	0	0	0	0	0	0	61
7:00	0	0	0	0	0	0	0	0	0	0	0	0	0
8:00	0	1	4	1	0	0	0	0	0	0	0	0	6
9:00	0	2	1	1	0	0	0	0	0	0	0	0	4
10:00	0	0	2	1	0	0	0	0	0	0	0	0	3
11:00	0	0	0	0	0	0	0	0	0	0	0	0	0
Total	20	36	185	392	217	44	7	0	1	0	0	0	902

Percentile	15th	50th	85th	95th
Speed	23	28	32	35
Mean Speed (Average)	27.5			
10 MPH Pace Speed	25-34			
Number in Pace	608			
Percent in Pace	67.4%			
Number > 45 MPH	1			
Percent > 45 MPH	0.1%			

Grand Total	20	36	185	392	217	44	7	0	1	0	0	0	0	902
-------------	----	----	-----	-----	-----	----	---	---	---	---	---	---	---	-----

Stats	Percentile	15th	50th	85th	95th
	Speed	23	28	32	35
	Mean Speed (Average)	27.5			
	10 MPH Pace Speed	25-34			
	Number in Pace	608			
	Percent in Pace	67.4%			
	Number > 45 MPH	1			
	Percent > 45 MPH	0.1%			

