



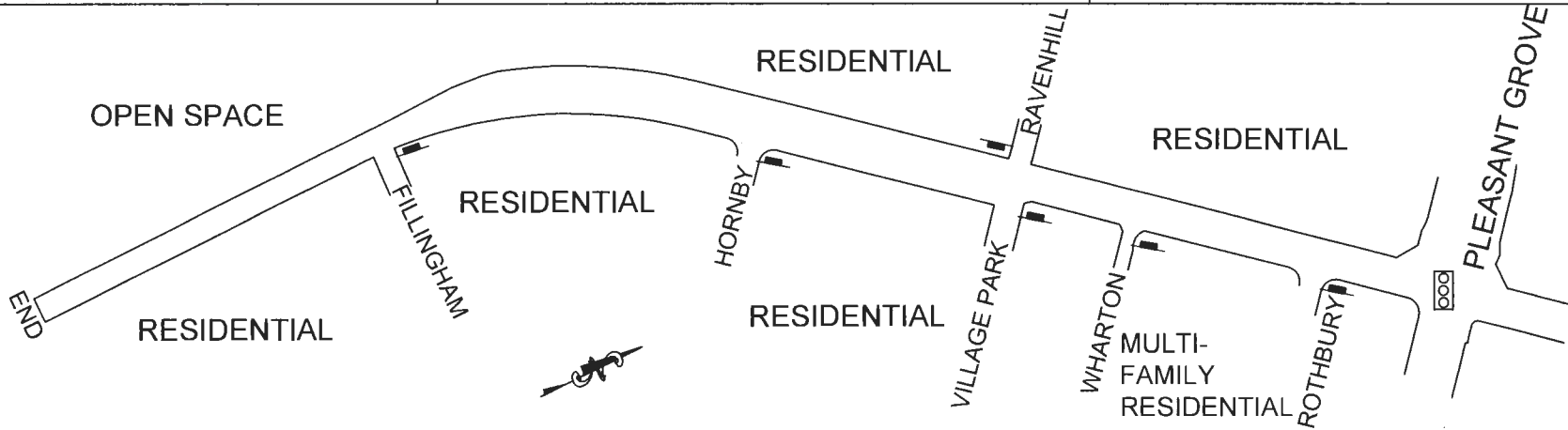
PUBLIC WORKS DEPT.

TRAFFIC ENGINEERING AND SPEED MAP
SPEED ZONE SURVEY

ROAD NAME:

MARKET STREET
PLEASANT GROVE TO END

STRIP MAP



ROADWAY WIDTH	42'
NO. OF LANES	2
ADT	1345
DIVIDER TYPE	PAINTED
CRITICAL SPEED (85th %)	39.5 MPH
PACE SPEED	26-35 MPH
3-YEAR ACCIDENT HISTORY	1
EXISTING SPEED LIMIT	35 MPH
RECOM. SPEED LIMIT	35 MPH
SEGMENT LENGTH	.41 MI.

LEGEND	STOP SIGNS	SPEED LIMIT SIGN	TRAFFIC SIGNAL
--------	------------	------------------	----------------

MPH	61-75	0*	ROADSIDE COND. SCHOOL <input type="checkbox"/> RESIDENCE <input checked="" type="checkbox"/> BUSINESS <input type="checkbox"/> PARKS <input type="checkbox"/> OPEN SPACE <input checked="" type="checkbox"/> BIKEWAY <input checked="" type="checkbox"/>
	51-60	5*	
	41-50	187*	
	31-40	572*	
	1-30	581*	

COMMENTS: NO PARKING ON BOTH SIDES OF STREET.
HOSES USED FOR SPEED SURVEY. TOTAL VOLUME EQUALS 1345.
NO PREVIOUS SPEED SURVEY.


SOME RECOVERY AREA <input type="checkbox"/>	NO RECOVERY AREA <input checked="" type="checkbox"/>
SCHOOL ROUTE <input type="checkbox"/>	


City of Roseville Engineering and Traffic Survey

Summary

Street: MARKET STREET
Limits: PLEASANT GROVE BOULEVARD
END

Field Observer: R YAKIMCHUK
Checked By: J CERVANTES
Date: 6/26/2019

Factors	Direction:	
<u>A. Prevailing Speed Data</u>		
Location of Survey	200' west of Village Park Dr	
85th Percentile	39.5 MPH	
10 mph Pace	26-35 MPH	
Percent in Pace	46.00%	
Posted Speed Limit	35 MPH	
<u>B. Collision History</u>		
Date Range Covered	11/01/2015-10/31/2018	(3 years)
Total Collisions	0	
Collision Rate (Acc/MVM)	0	
Expected Collision Rate	3.05	
<u>C. Traffic Factors</u>		
Average Daily Traffic	1345	
Length of Segment	2190	
Lane Configuration	Single Lane Each Direction	
Street Classification	Collector	
<u>D. Conditions Not Readily Apparent</u>		
Conditions	See: Roadside Conditions on the Speed Zone Survey Map	
Roadway Geometrics	Horizontal curves.	
Comments	Class II bike lanes; Residential side streets.	
<u>E. Adjacent Land Use</u>		
	Single Family residential	
Posted Speed Limit	35	
Speed Limit Change?	No	
Revised Speed Limit	35	
Approved and Authorized for release by City of Roseville Traffic Engineering Department:		
 _____		8-15-19 Date _____ Loc.#



City of Roseville

311 Vernon Street
Roseville, CA 95678
(916) 746-1300

Site Code: MARKET

SB

Start Time	1 15	16 20	21 25	26 30	31 35	36 40	41 45	46 50	51 55	56 60	61 65	66 70	71 75	76 999	Total	Pace Speed	Number in Pace
04/09/19	0	0	0	0	0	0	1	0	0	0	0	0	0	0	1	34-43	1
01:00	0	0	0	0	1	1	0	0	0	0	0	0	0	0	2	29-38	2
02:00	0	0	0	0	0	0	0	0	0	0	0	0	0	0	0	*	*
03:00	0	0	0	0	1	0	0	0	0	0	0	0	0	0	1	24-33	1
04:00	0	0	1	0	0	0	0	0	0	0	0	0	0	0	1	14-23	1
05:00	0	0	0	1	1	1	2	0	0	0	0	0	0	0	5	34-43	3
06:00	1	0	0	5	0	0	1	1	0	0	0	0	0	0	8	26-35	5
07:00	0	0	0	4	3	8	4	0	0	0	0	0	0	0	19	36-45	12
08:00	1	1	7	13	6	12	3	1	0	0	0	0	0	0	44	21-30	20
09:00	1	0	2	5	3	8	2	1	0	0	0	0	0	0	22	31-40	11
10:00	0	1	1	6	6	10	1	0	0	0	0	0	0	0	25	31-40	16
11:00	0	1	2	7	3	8	3	0	0	0	0	0	0	0	24	29-38	11
12 PM	0	0	2	9	6	5	3	0	0	0	0	0	0	0	25	26-35	15
13:00	2	1	2	10	4	6	3	2	0	0	0	0	0	0	30	25-34	14
14:00	4	0	2	11	3	7	4	1	0	0	0	0	0	0	32	26-35	14
15:00	0	0	9	22	19	17	6	1	0	0	0	0	0	0	74	26-35	41
16:00	1	0	3	13	17	18	12	3	0	0	0	0	0	0	67	31-40	35
17:00	0	1	3	14	12	15	12	2	0	0	0	0	0	0	59	29-38	27
18:00	1	0	3	14	8	12	9	2	0	0	0	0	0	0	49	26-35	22
19:00	1	1	7	17	11	12	4	0	1	0	0	0	0	0	54	26-35	28
20:00	2	0	4	8	12	3	5	0	0	0	0	0	0	0	34	26-35	20
21:00	0	0	5	6	7	3	2	3	0	0	0	0	0	0	26	25-34	13
22:00	0	0	0	0	0	3	1	0	0	0	0	0	0	0	4	34-43	4
23:00	0	1	0	3	0	5	0	0	0	0	0	0	0	0	9	30-39	5
Total	14	7	53	168	123	154	78	17	1	0	0	0	0	0	615		
Percent	2.3%	1.1%	8.6%	27.3%	20.0%	25.0%	12.7%	2.8%	0.2%	0.0%	0.0%	0.0%	0.0%	0.0%			
AM Peak	06:00	08:00	08:00	08:00	08:00	08:00	07:00	06:00							08:00		
Vol.	1	1	7	13	6	12	4	1							44		
PM Peak	14:00	13:00	15:00	15:00	15:00	16:00	16:00	16:00	19:00						15:00		
Vol.	4	1	9	22	19	18	12	3	1						74		
Total	14	7	53	168	123	154	78	17	1	0	0	0	0	0	615		
Percent	2.3%	1.1%	8.6%	27.3%	20.0%	25.0%	12.7%	2.8%	0.2%	0.0%	0.0%	0.0%	0.0%	0.0%			

15th Percentile : 25 MPH
 50th Percentile : 32 MPH
 85th Percentile : 40 MPH
 95th Percentile : 44 MPH

Stats
 10 MPH Pace Speed : 26-35 MPH
 Number in Pace : 291
 Percent in Pace : 47.3%
 Number of Vehicles > 55 MPH : 0
 Percent of Vehicles > 55 MPH : 0.0%
 Mean Speed(Average) : 33 MPH

City of Roseville

311 Vernon Street
Roseville, CA 95678
(916) 746-1300

Site Code: MARKET

NB																	
Start Time	1	16	21	26	31	36	41	46	51	56	61	66	71	76	Total	Pace Speed	Number in Pace
	15	20	25	30	35	40	45	50	55	60	65	70	75	999			
04/09/19	0	0	0	0	0	0	0	0	0	0	0	0	0	0	0	*	*
01:00	0	0	0	0	1	0	0	0	0	0	0	0	0	0	1	24-33	1
02:00	0	0	0	0	0	0	0	0	0	0	0	0	0	0	0	*	*
03:00	0	0	0	0	1	0	2	0	0	0	0	0	0	0	3	34-43	2
04:00	0	0	4	2	2	2	1	1	0	0	0	0	0	0	12	21-30	6
05:00	2	0	1	10	5	4	1	2	0	0	0	0	0	0	25	26-35	15
06:00	0	0	7	13	9	12	8	3	1	0	0	0	0	0	53	25-34	22
07:00	3	1	14	19	8	12	8	2	0	0	0	0	0	0	67	21-30	33
08:00	0	3	18	22	16	24	8	2	0	0	0	0	0	0	93	21-30	40
09:00	2	0	3	11	6	12	5	3	0	0	0	0	0	0	42	31-40	18
10:00	1	0	8	6	7	8	2	0	0	0	0	0	0	0	32	31-40	15
11:00	1	1	6	6	6	3	2	0	1	0	0	0	0	0	26	21-30	12
12 PM	1	1	5	10	7	4	2	1	0	0	0	0	0	0	31	25-34	17
13:00	1	0	6	8	5	10	7	1	0	0	0	0	0	0	38	35-44	17
14:00	0	0	10	10	6	14	4	2	1	0	0	0	0	0	47	21-30	20
15:00	1	1	7	15	9	10	4	2	0	0	0	0	0	0	49	25-34	24
16:00	3	0	6	16	13	15	3	4	0	0	0	0	0	0	60	26-35	29
17:00	2	0	6	12	9	10	4	0	0	0	0	0	0	0	43	26-35	21
18:00	0	0	7	9	9	7	5	1	0	0	0	0	0	0	38	25-34	18
19:00	4	0	5	10	8	1	1	0	1	0	0	0	0	0	30	26-35	18
20:00	3	2	1	3	5	3	0	0	0	0	0	0	0	0	17	26-35	8
21:00	0	0	4	5	5	2	0	1	0	0	0	0	0	0	17	24-33	10
22:00	0	0	1	0	1	2	0	0	0	0	0	0	0	0	4	30-39	3
23:00	0	0	0	0	1	1	0	0	0	0	0	0	0	0	2	29-38	2
Total	24	9	119	187	139	156	67	25	4	0	0	0	0	0	730		
Percent	3.3%	1.2%	16.3%	25.6%	19.0%	21.4%	9.2%	3.4%	0.5%	0.0%	0.0%	0.0%	0.0%	0.0%			
AM Peak	07:00	08:00	08:00	08:00	08:00	08:00	08:00	06:00	06:00	06:00							08:00
Vol.	3	3	18	22	16	24	8	3	1								93
PM Peak	19:00	20:00	14:00	16:00	16:00	16:00	13:00	16:00	14:00								16:00
Vol.	4	2	10	16	13	15	7	4	1								60
Total	24	9	119	187	139	156	67	25	4	0	0	0	0	0	730		
Percent	3.3%	1.2%	16.3%	25.6%	19.0%	21.4%	9.2%	3.4%	0.5%	0.0%	0.0%	0.0%	0.0%	0.0%			

15th Percentile : 23 MPH
 50th Percentile : 30 MPH
 85th Percentile : 39 MPH
 95th Percentile : 44 MPH

Stats
 10 MPH Pace Speed : 26-35 MPH
 Number in Pace : 326
 Percent in Pace : 44.7%
 Number of Vehicles > 55 MPH : 0
 Percent of Vehicles > 55 MPH : 0.0%
 Mean Speed(Average) : 32 MPH