



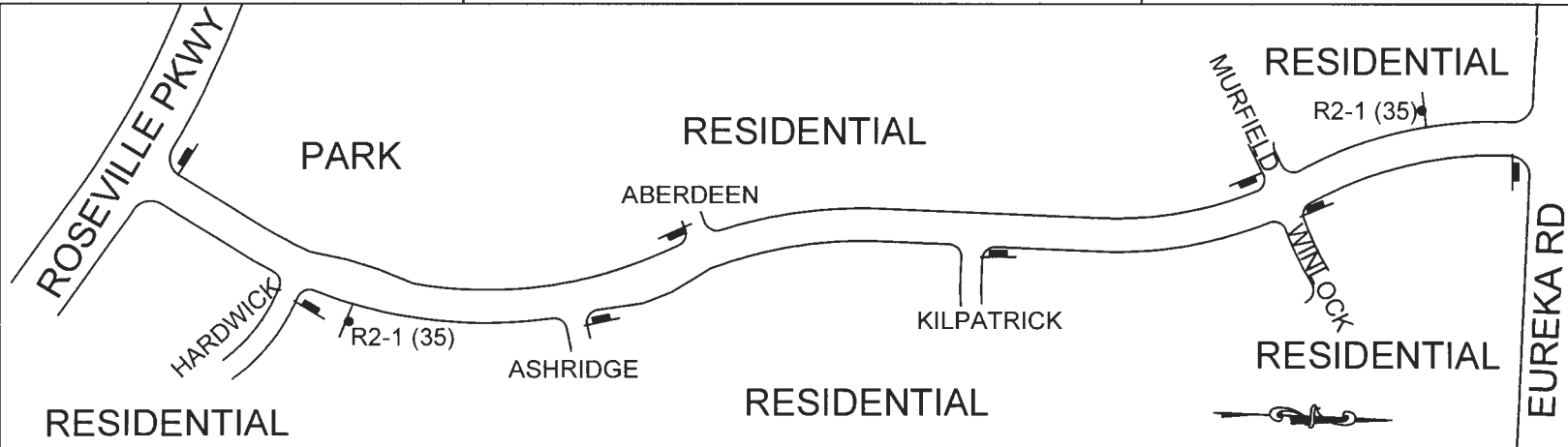
PUBLIC WORKS DEPT.

TRAFFIC ENGINEERING AND SPEED MAP
SPEED ZONE SURVEY

ROAD NAME:

HILLSBOROUGH DR
EUREKA RD TO E ROSEVILLE PW

STRIP MAP



ROADWAY WIDTH	36'
NO. OF LANES	2
ADT	1688
DIVIDER TYPE	PAINTED
CRITICAL SPEED (85th %)	31.5 MPH
PACE SPEED	3.5-12.5 MPH
3-YEAR ACCIDENT HISTORY	1
EXISTING SPEED LIMIT	35 MPH
RECOM. SPEED LIMIT	35 MPH
SEGMENT LENGTH	.45 MI

LEGEND	STOP SIGNS		SPEED LIMIT SIGN		TRAFFIC SIGNAL	
--------	------------	--	------------------	--	----------------	--

MPH	61-75	3*	ROADSIDE COND.	SCHOOL	<input type="checkbox"/>
	51-60	7*		RESIDENCE	<input checked="" type="checkbox"/>
	41-50	108*		BUSINESS	<input type="checkbox"/>
	31-40	321*		PARKS	<input checked="" type="checkbox"/>
	1-30	1249*		OPEN SPACE	<input type="checkbox"/>
			BIKEWAY	<input checked="" type="checkbox"/>	

COMMENTS: NO PARKING ON BOTH SIDES OF STREET.
HOSES USED FOR SPEED SURVEY. TOTAL VOLUME EQUALS 1688.


SOME RECOVERY AREA NO RECOVERY AREA
SCHOOL ROUTE


City of Roseville Engineering and Traffic Survey

Summary

Street: HILLSBOROUGH DRIVE
Limits: EUREKA ROAD
E ROSEVILLE PARKWAY

Field Observer: R YAKIMCHUK
Checked By: J CERVANTES
Date: 6/26/2019

Factors	Direction:
<u>A. Prevailing Speed Data</u>	
Location of Survey	200' north of Kilpatrick way
85th Percentile	31.5 MPH
10 mph Pace	3.5-12.5 MPH
Percent in Pace	41.70%
Posted Speed Limit	35
<u>B. Collision History</u>	
Date Range Covered	11/01/2015 TO 10/31/2018 (3 years)
Total Collisions	1
Collision Rate (Acc/MVM)	1.21
Expected Collision Rate	3.05
<u>C. Traffic Factors</u>	
Average Daily Traffic	1688
Length of Segment	2351
Lane Configuration	Single Lane Each Direction
Street Classification	Collector
<u>D. Conditions Not Readily Apparent</u>	
Conditions	See: Roadside Conditions on the Speed Zone Survey Map
Roadway Geometrics	Horizontal curves.
Comments	Class II bike lanes; Residential side streets; Park
<u>E. Adjacent Land Use</u>	
	Single Family residential
Posted Speed Limit	35
Speed Limit Change?	No
Revised Speed Limit	35
Approved and Authorized for release by City of Roseville Traffic Engineering Department	
	<u>8-15-19</u> Date Loc.#



City of Roseville

311 Vernon Street
Roseville, CA 95678
(916) 746-1300

Site Code: HILLSBOROUGH

SB

Start Time	1	16	21	26	31	36	41	46	51	56	61	66	71	76	Total	Pace Speed	Number in Pace
	15	20	25	30	35	40	45	50	55	60	65	70	75	999			
04/02/19	2	0	0	0	0	0	0	0	0	0	0	0	0	0	2	8-17	1
01:00	0	0	0	0	0	0	0	0	0	0	0	0	0	0	0	*	*
02:00	1	0	0	0	0	0	0	0	0	0	0	0	0	0	1	*	1
03:00	1	0	0	0	0	0	0	0	0	0	0	0	0	0	1	*	1
04:00	0	0	0	0	0	0	0	0	0	0	0	0	0	0	0	*	*
05:00	0	0	0	0	0	0	0	0	0	0	0	0	0	0	0	*	*
06:00	6	0	0	0	0	0	0	0	0	0	0	0	0	0	6	*	4
07:00	39	2	5	10	2	0	0	0	0	0	0	0	0	0	58	1-10	26
08:00	27	2	4	2	1	1	0	0	0	0	0	0	0	0	37	1-10	18
09:00	27	2	4	6	2	0	0	0	0	0	0	0	0	0	41	1-10	18
10:00	32	1	1	2	2	1	0	0	0	0	0	0	0	0	39	6-15	21
11:00	30	0	3	5	1	0	0	0	0	0	0	0	0	0	39	1-10	20
12 PM	31	1	2	1	1	0	0	0	0	0	0	0	0	0	36	1-10	21
13:00	36	0	3	5	1	0	1	0	0	0	0	0	0	0	46	1-10	24
14:00	54	0	10	6	2	1	1	0	0	0	0	0	0	0	74	6-15	36
15:00	45	2	4	6	4	3	1	0	0	0	0	0	0	0	65	6-15	30
16:00	51	1	4	3	2	0	0	0	0	0	0	0	0	0	61	1-10	34
17:00	45	1	5	10	2	1	1	0	0	0	0	0	0	0	65	1-10	30
18:00	48	1	0	4	2	0	1	0	0	0	0	0	0	0	56	1-10	32
19:00	32	0	2	0	0	3	0	0	0	0	1	0	0	0	38	6-15	21
20:00	31	0	2	3	2	0	0	1	0	0	1	0	0	0	40	1-10	21
21:00	14	1	1	3	0	0	0	1	0	0	0	0	0	0	20	6-15	9
22:00	4	0	0	1	1	0	0	0	0	0	0	0	0	0	6	1-10	3
23:00	3	0	0	0	0	0	0	0	0	0	0	0	0	0	3	*	2
Total	559	14	50	67	25	10	5	2	0	0	2	0	0	0	734		
Percent	76.2%	1.9%	6.8%	9.1%	3.4%	1.4%	0.7%	0.3%	0.0%	0.0%	0.3%	0.0%	0.0%	0.0%			
AM Peak	07:00	07:00	07:00	07:00	07:00	08:00											07:00
Vol.	39	2	5	10	2	1									58		
PM Peak	14:00	15:00	14:00	17:00	15:00	15:00	13:00	20:00			19:00						14:00
Vol.	54	2	10	10	4	3	1	1			1				74		
Total	559	14	50	67	25	10	5	2	0	0	2	0	0	0	734		
Percent	76.2%	1.9%	6.8%	9.1%	3.4%	1.4%	0.7%	0.3%	0.0%	0.0%	0.3%	0.0%	0.0%	0.0%			

15th Percentile : 2 MPH
 50th Percentile : 9 MPH
 85th Percentile : 25 MPH
 95th Percentile : 31 MPH

Stats
 10 MPH Pace Speed : 1-10 MPH
 Number in Pace : 373
 Percent in Pace : 50.8%
 Number of Vehicles > 55 MPH : 2
 Percent of Vehicles > 55 MPH : 0.3%
 Mean Speed(Average) : 13 MPH

City of Roseville

311 Vernon Street
Roseville, CA 95678
(916) 746-1300

Site Code: HILLSBOROUGH

NB																	
Start Time	1	16	21	26	31	36	41	46	51	56	61	66	71	76	Total	Pace Speed	Number in Pace
	15	20	25	30	35	40	45	50	55	60	65	70	75	999			
04/02/19	2	0	0	0	0	0	0	0	0	0	0	0	0	0	2	8-17	1
01:00	0	0	0	0	0	0	0	0	0	0	0	0	0	0	0	*	*
02:00	1	0	0	0	0	0	0	0	0	0	0	0	0	0	1	*	1
03:00	1	0	0	0	0	0	0	0	0	0	0	0	0	0	1	*	1
04:00	0	0	0	0	0	2	0	0	0	0	0	0	0	0	2	30-39	2
05:00	0	0	0	0	2	1	0	0	0	0	0	0	0	0	3	29-38	3
06:00	6	0	0	1	5	5	0	1	0	0	0	0	0	0	18	31-40	10
07:00	34	1	2	4	11	18	10	3	1	0	0	0	0	0	84	31-40	29
08:00	22	1	2	3	8	13	7	1	0	0	0	0	0	0	57	31-40	21
09:00	18	5	6	4	10	3	3	0	1	0	0	0	0	0	50	26-35	14
10:00	30	0	2	6	5	12	5	1	0	0	0	0	0	0	61	1-10	20
11:00	21	2	2	1	7	9	4	0	0	0	0	0	0	0	46	31-40	16
12 PM	28	1	2	3	6	6	5	2	0	0	0	0	0	0	53	1-10	19
13:00	28	0	1	3	6	7	10	0	0	0	0	0	0	0	55	1-10	19
14:00	42	2	3	3	16	13	10	5	0	0	0	0	0	0	94	31-40	29
15:00	34	1	4	4	17	11	6	2	0	0	0	0	0	0	79	31-40	28
16:00	45	0	2	3	9	13	6	0	1	0	0	0	0	0	79	6-15	30
17:00	33	0	3	3	14	24	4	3	0	0	0	0	0	0	84	31-40	38
18:00	45	1	2	3	4	12	9	1	0	0	0	0	0	0	77	1-10	30
19:00	31	0	0	0	1	3	1	0	2	0	1	0	0	0	39	1-10	21
20:00	30	1	0	1	2	4	1	0	0	0	0	0	0	0	39	1-10	20
21:00	10	1	0	0	3	2	0	0	0	1	0	0	0	0	17	1-10	7
22:00	3	1	1	1	1	0	0	0	1	0	0	0	0	0	8	26-35	2
23:00	3	0	0	0	1	0	1	0	0	0	0	0	0	0	5	6-15	2
Total	467	17	32	43	128	158	82	19	6	1	1	0	0	0	954		
Percent	49.0%	1.8%	3.4%	4.5%	13.4%	16.6%	8.6%	2.0%	0.6%	0.1%	0.1%	0.0%	0.0%	0.0%			
AM Peak	07:00	09:00	09:00	10:00	07:00	07:00	07:00	07:00	07:00								07:00
Vol.	34	5	6	6	11	18	10	3	1								84
PM Peak	16:00	14:00	15:00	15:00	15:00	17:00	13:00	14:00	19:00	21:00	19:00						14:00
Vol.	45	2	4	4	17	24	10	5	2	1	1						94
Total	467	17	32	43	128	158	82	19	6	1	1	0	0	0	954		
Percent	49.0%	1.8%	3.4%	4.5%	13.4%	16.6%	8.6%	2.0%	0.6%	0.1%	0.1%	0.0%	0.0%	0.0%			

15th Percentile : 4 MPH
 50th Percentile : 17 MPH
 85th Percentile : **38 MPH**
 95th Percentile : 43 MPH

Stats
 10 MPH Pace Speed : 6-15 MPH
 Number in Pace : 311
 Percent in Pace : 32.6%
 Number of Vehicles > 55 MPH : 2
 Percent of Vehicles > 55 MPH : 0.2%
 Mean Speed(Average) : 22 MPH