



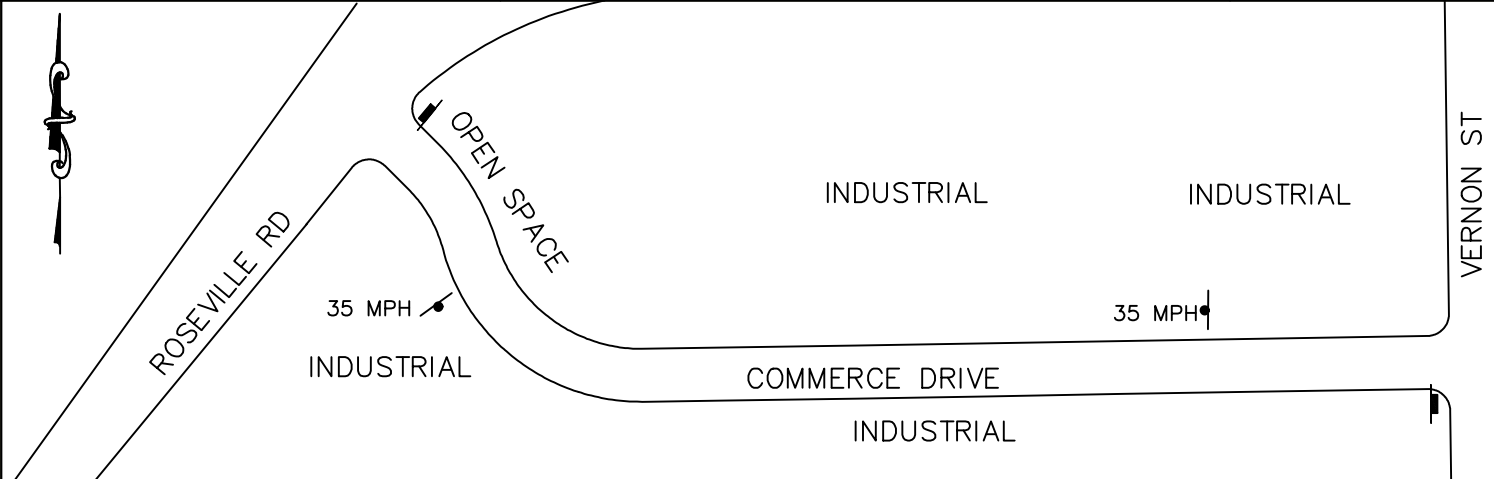
PUBLIC WORKS DEPT.

TRAFFIC ENGINEERING AND SPEED MAP
SPEED ZONE SURVEY

ROAD NAME:

COMMERCE DRIVE
Vernon Street to Roseville Road

STRIP MAP



ROADWAY WIDTH	42'
NO. OF LANES	2
ADT	871
DIVIDER TYPE	PAINTED
CRITICAL SPEED (85th %)	32
PACE SPEED	20-29 MPH
3-YEAR ACCIDENT HISTORY	0
EXISTING SPEED LIMIT	35 MPH
RECOM. SPEED LIMIT	30 MPH
SEGMENT LENGTH	.25 MI.

LEGEND	STOP SIGNS	SPEED LIMIT SIGN	TRAFFIC SIGNAL
--------	------------	------------------	----------------

MPH			ROADSIDE COND.	
	61-75	1	SCHOOL	<input type="checkbox"/>
51-60	1	RESIDENCE	<input type="checkbox"/>	
41-50	13	BUSINESS	<input checked="" type="checkbox"/>	
31-40	188	PARKS	<input type="checkbox"/>	
1-30	668	OPEN SPACE	<input checked="" type="checkbox"/>	
		BIKEWAY	<input type="checkbox"/>	

COMMENTS: HOSES USED FOR SPEED SURVEY ON STREET PARKING ALLOWED

SOME RECOVERY AREA NO RECOVERY AREA


SCHOOL ROUTE


City of Roseville Engineering and Traffic Survey

Summary

Street: COMMERCE DRIVE
Limits: VERNON ST
ROSEVILLE RD

Field Observer: A. ZASSO
Checked By: J. CERVANTES
Date: 06/07/2023

Factors	Direction: East/West
<u>A. Prevailing Speed Data</u>	
Location of Survey	450' West of Vernon St
85th Percentile	32 MPH
10 mph Pace	20-29
Percent In Pace	47.8%
Posted Speed Limit	35 MPH
<u>B. Collision History</u>	
Date Range Covered	8/2/2020 to 8/2/2023 (3 years)
Total Collisions	0
Collision Rate (Acc/MVM)	0
Expected Collision Rate	1.68
<u>C. Traffic Factors</u>	
Average Daily Traffic	871
Length of Segment	1325'
Lane Configuration	Single Lane Each Direction
Street Classification	Industrial
<u>D. Conditions Not Readily Apparent</u>	
Conditions	See: Roadside Conditions on the Speed Zone Survey Map.
Roadway Geometrics	Curve at western end
Comments	Commercial vehicles park along roadway
<u>E. Adjacent Land Use</u>	
	Commercial
Posted Speed Limit	35
Speed Limit Change?	Yes
Revised Speed Limit	30
Approved and Authorized for release by City of Roseville Traffic Engineering Department:	
<div style="display: flex; justify-content: space-between; align-items: flex-end;"> <div style="text-align: center;">  _____ Date </div> <div style="text-align: center;"> 12-13-2023 Date Loc.# </div> </div>	





Direction: A to B, EB

6/7/2023	> 15 - 20 MPH	> 20 - 25 MPH	> 25 - 30 MPH	> 30 - 35 MPH	> 35 - 40 MPH	> 40 - 45 MPH	> 45 - 50 MPH	> 50 - 55 MPH	> 55 - 60 MPH	> 60 - 65 MPH	> 65 - 70 MPH	> 70 MPH	Total
12:00 AM	0	0	1	0	1	0	0	0	0	0	0	0	2
1:00	0	0	0	0	0	0	0	0	0	0	0	0	0
2:00	0	1	0	0	0	0	0	0	0	0	0	0	1
3:00	0	0	0	1	0	0	0	0	0	0	0	0	1
4:00	0	1	1	0	0	1	0	0	0	0	0	0	3
5:00	0	1	1	0	3	0	0	1	0	0	0	0	6
6:00	7	13	5	11	4	1	0	1	0	0	0	0	42
7:00	10	7	5	4	8	8	1	0	0	0	0	0	43
8:00	3	7	4	3	2	2	0	0	0	0	0	0	21
9:00	2	12	5	3	3	2	0	0	0	0	0	0	27
10:00	4	9	6	9	3	0	1	1	0	0	0	0	33
11:00	2	8	4	3	9	0	0	0	0	0	0	0	26
12:00 PM	3	10	7	5	3	1	0	0	0	0	0	0	29
1:00	2	8	5	8	4	2	0	0	0	0	0	0	29
2:00	1	10	11	7	5	1	0	1	0	0	0	0	36
3:00	4	18	4	17	13	2	1	0	0	0	0	0	59
4:00	3	5	14	13	13	3	0	0	0	0	0	0	51
5:00	1	0	4	5	3	1	0	0	0	0	0	0	14
6:00	0	0	0	1	2	1	0	0	0	0	0	0	4
7:00	0	0	2	3	9	3	2	0	0	0	0	0	19
8:00	0	0	0	2	2	0	0	0	0	0	0	0	4
9:00	0	0	0	1	0	0	0	0	0	0	0	0	1
10:00	0	0	3	1	0	0	0	0	0	0	0	0	4
11:00	0	0	0	1	0	1	0	0	0	0	0	0	2
Total	42	110	82	98	87	29	5	3	1	0	0	0	457

Percentile	15th	50th	85th	95th
Speed	16	24	33	38
Mean Speed (Average)	24.3			
10 MPH Pace Speed	15-24			
Number in Pace	191			
Percent in Pace	41.8%			
Number > 45 MPH	4			
Percent > 45 MPH	0.9%			

Grand Total	42	110	82	98	87	29	5	3	1	0	0	0	457
-------------	----	-----	----	----	----	----	---	---	---	---	---	---	-----

Stats	Percentile	15th	50th	85th	95th
	Speed	16	24	33	38
	Mean Speed (Average)	24.3			
	10 MPH Pace Speed	15-24			
	Number in Pace	191			
	Percent in Pace	41.8%			
	Number > 45 MPH	4			
	Percent > 45 MPH	0.9%			

311 Vernon Street
 Roseville, CA 95678
 (916) 7461300



File Name: Commerce Drive Data

Direction: B to A, WB

6/7/2023	> 15 - 20 MPH	> 20 - 25 MPH	> 25 - 30 MPH	> 30 - 35 MPH	> 35 - 40 MPH	> 40 - 45 MPH	> 45 - 50 MPH	> 50 - 55 MPH	> 55 - 60 MPH	> 60 - 65 MPH	> 65 - 70 MPH	> 70 MPH	Total
12:00 AM	0	0	0	0	0	0	0	0	0	0	0	0	0
1:00	0	0	0	0	0	0	0	0	0	0	0	0	0
2:00	0	0	0	0	1	0	0	0	0	0	0	0	1
3:00	0	0	0	1	1	0	0	0	0	0	0	0	2
4:00	0	1	2	0	2	1	0	0	0	0	0	0	6
5:00	0	1	4	4	6	2	1	0	0	0	0	0	18
6:00	0	11	32	28	12	1	0	0	0	0	0	0	84
7:00	2	9	16	12	4	0	0	0	0	0	0	0	43
8:00	0	9	10	5	1	3	0	0	0	0	0	0	28
9:00	1	2	9	5	2	1	0	0	0	0	0	0	20
10:00	0	4	7	6	4	0	1	1	0	0	0	0	23
11:00	2	4	12	10	2	1	0	0	0	0	0	0	31
12:00 PM	0	11	13	11	2	0	0	0	0	0	0	1	38
1:00	5	7	7	7	3	1	0	0	0	0	0	0	30
2:00	4	10	10	2	1	1	0	0	0	0	0	0	28
3:00	4	5	10	1	3	0	0	0	0	0	0	0	23
4:00	1	0	1	2	4	0	0	0	0	0	0	0	8
5:00	0	4	0	1	3	1	1	0	0	0	0	0	10
6:00	0	0	0	1	5	0	1	0	0	0	0	0	7
7:00	0	1	1	3	1	1	0	0	0	0	0	0	7
8:00	0	0	0	1	0	0	0	0	0	0	0	0	1
9:00	0	0	0	0	0	0	0	0	0	0	0	0	0
10:00	1	1	0	2	1	1	0	0	0	0	0	0	6
11:00	0	0	0	0	0	0	0	0	0	0	0	0	0
Total	20	80	134	102	58	14	4	1	0	0	0	1	414

Percentile	15th	50th	85th	95th
Speed	17	24	31	35
Mean Speed (Average)	24.6			
10 MPH Pace Speed	20-29			
Number in Pace	236			
Percent in Pace	57.0%			
Number > 45 MPH	2			
Percent > 45 MPH	0.5%			

Grand Total	20	80	134	102	58	14	4	1	0	0	0	1	414
-------------	----	----	-----	-----	----	----	---	---	---	---	---	---	-----

Stats	Percentile	15th	50th	85th	95th
	Speed	17	24	31	35
	Mean Speed (Average)	24.6			
	10 MPH Pace Speed	20-29			
	Number in Pace	236			
	Percent in Pace	57.0%			
	Number > 45 MPH	2			
	Percent > 45 MPH	0.5%			



Direction: Combined

6/7/2023	> 15 - 20 MPH	> 20 - 25 MPH	> 25 - 30 MPH	> 30 - 35 MPH	> 35 - 40 MPH	> 40 - 45 MPH	> 45 - 50 MPH	> 50 - 55 MPH	> 55 - 60 MPH	> 60 - 65 MPH	> 65 - 70 MPH	> 70 MPH	Total
12:00 AM	0	0	1	0	1	0	0	0	0	0	0	0	2
1:00	0	0	0	0	0	0	0	0	0	0	0	0	0
2:00	0	1	0	0	1	0	0	0	0	0	0	0	2
3:00	0	0	0	2	1	0	0	0	0	0	0	0	3
4:00	0	2	3	0	2	2	0	0	0	0	0	0	9
5:00	0	2	5	4	9	2	1	0	1	0	0	0	24
6:00	7	24	37	39	16	2	0	1	0	0	0	0	126
7:00	12	16	21	16	12	8	1	0	0	0	0	0	86
8:00	3	16	14	8	3	5	0	0	0	0	0	0	49
9:00	3	14	14	8	5	3	0	0	0	0	0	0	47
10:00	4	13	13	15	7	0	2	0	0	0	0	0	56
11:00	4	12	16	13	11	1	0	0	0	0	0	0	57
12:00 PM	3	21	20	16	5	1	0	0	0	0	0	0	67
1:00	7	15	12	15	7	3	0	0	0	0	0	0	59
2:00	5	20	21	9	6	2	0	1	0	0	0	0	64
3:00	8	23	14	18	16	2	1	0	0	0	0	0	82
4:00	4	5	15	15	17	3	0	0	0	0	0	0	59
5:00	1	4	4	6	6	2	1	0	0	0	0	0	24
6:00	0	0	0	2	7	1	1	0	0	0	0	0	11
7:00	0	1	3	6	10	4	2	0	0	0	0	0	26
8:00	0	0	0	3	2	0	0	0	0	0	0	0	5
9:00	0	0	0	1	0	0	0	0	0	0	0	0	1
10:00	1	1	3	3	1	1	0	0	0	0	0	0	10
11:00	0	0	0	1	0	1	0	0	0	0	0	0	2
Total	62	190	216	200	145	43	9	4	1	0	0	0	871

Percentile	15th	50th	85th	95th
Speed	17	24	32	36
Mean Speed (Average)	24.5			
10 MPH Pace Speed	20-29			
Number in Pace	416			
Percent in Pace	47.8%			
Number > 45 MPH	6			
Percent > 45 MPH	0.7%			

Grand Total	62	190	216	200	145	43	9	4	1	0	0	0	1	871
-------------	----	-----	-----	-----	-----	----	---	---	---	---	---	---	---	-----

Stats	Percentile	15th	50th	85th	95th
	Speed	17	24	32	36
	Mean Speed (Average)	24.5			
	10 MPH Pace Speed	20-29			
	Number in Pace	416			
	Percent in Pace	47.8%			
	Number > 45 MPH	6			
	Percent > 45 MPH	0.7%			

