

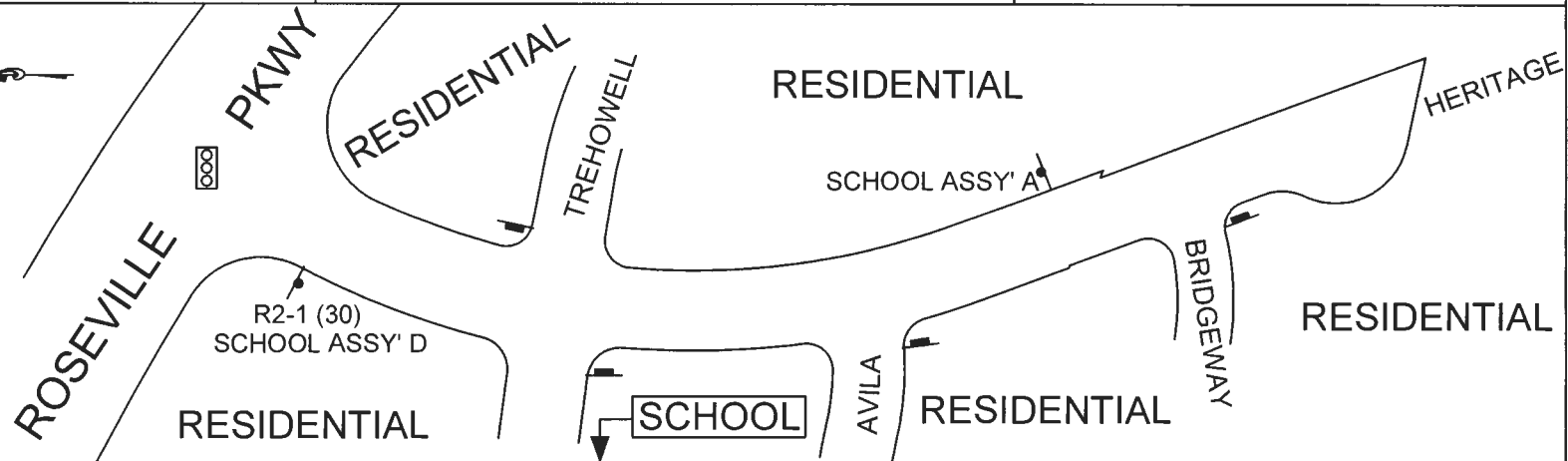


PUBLIC WORKS DEPT.

TRAFFIC ENGINEERING AND SPEED MAP
SPEED ZONE SURVEY

ROAD NAME:
CHASE DRIVE
ROSEVILLE PKWY TO HERITAGE DR

STRIP MAP



ROADWAY WIDTH	VARIES
NO. OF LANES	2
ADT	1474
DIVIDER TYPE	VARIES
CRITICAL SPEED (85th %)	32.5 MPH
PACE SPEED	21-30 MPH
3-YEAR ACCIDENT HISTORY	1
EXISTING SPEED LIMIT	30 MPH
RECOM. SPEED LIMIT	30 MPH
SEGMENT LENGTH	.17 MI.

LEGEND	STOP SIGNS	SPEED LIMIT SIGN	TRAFFIC SIGNAL
--------	------------	------------------	----------------

MPH			ROADSIDE COND.
	61-75	0	SCHOOL <input checked="" type="checkbox"/>
51-60	0	RESIDENCE <input checked="" type="checkbox"/>	
41-50	7	BUSINESS <input type="checkbox"/>	
31-40	434	PARKS <input type="checkbox"/>	
1-30	1033	OPEN SPACE <input type="checkbox"/>	
		BIKEWAY <input checked="" type="checkbox"/>	


COMMENTS: NO PARKING ON BOTH SIDES OF STREET.
HOSES USED FOR SPEED SURVEY. TOTAL VOLUME EQUALS 1474.


SOME RECOVERY AREA NO RECOVERY AREA
SCHOOL ROUTE

City of Roseville Engineering and Traffic Survey Summary

Street: CHASE DR
Limits: ROSEVILLE PW
HERITAGE DR

Field Observer: R YAKIMCHUK
Checked By: J CERVANTES
Date: 6/26/2019

Factors	Direction:
<u>A. Prevailing Speed Data</u>	
Location of Survey	South OF Avila Dr.
85th Percentile	32.5 MPH
10 mph Pace	21-30 MPH
Percent in Pace	54.80%
Posted Speed Limit	30
<u>B. Collision History</u>	
Date Range Covered	06/01/2009 to 05/31/2012 (3 years)
Total Collisions	1
Collision Rate (Acc/MVM)	4.16
Expected Collision Rate	3.05
<u>C. Traffic Factors</u>	
Average Daily Traffic	1474
Length of Segment	786
Lane Configuration	Single Lane Each Direction
Street Classification	Collector
<u>D. Conditions Not Readily Apparent</u>	
Conditions	See: Roadside Conditions on the Speed Zone Survey Map
Roadway Geometrics	Horizontal curve
Comments	Class II bike lanes; Safe Route To School; Residential side streets.
<u>E. Adjacent Land Use</u>	
	Single Family residential
Posted Speed Limit	30
Speed Limit Change?	No
Revised Speed Limit	
Approved and Authorized for release by City of Roseville Traffic Engineering Department:	
	<u>8-15-19</u> Date
	Loc.#



City of Roseville

311 Vernon Street
Roseville, CA 95678
(916) 746-1300

Site Code: Chase Drive

Northbound																	
Start Time	15	20	25	30	35	40	45	50	55	60	65	70	75	999	Total	Pace Speed	Number in Pace
10/23/18	0	0	0	0	1	0	0	0	0	0	0	0	0	0	1	24-33	1
01:00	0	0	0	0	0	0	0	0	0	0	0	0	0	0	0	*	*
02:00	0	0	1	0	0	0	0	0	0	0	0	0	0	0	1	14-23	1
03:00	0	0	0	1	1	0	0	0	0	0	0	0	0	0	2	24-33	2
04:00	0	1	3	3	0	0	0	0	0	0	0	0	0	0	7	21-30	6
05:00	0	3	0	5	5	1	0	0	0	0	0	0	0	0	14	26-35	10
06:00	1	4	5	13	10	3	0	0	0	0	0	0	0	0	36	26-35	23
07:00	1	6	8	13	20	6	0	0	0	0	0	0	0	0	54	26-35	33
08:00	2	33	39	36	18	3	0	0	0	0	0	0	0	0	131	21-30	75
09:00	5	4	8	19	8	0	0	0	0	0	0	0	0	0	44	26-35	27
10:00	3	4	3	14	9	4	0	0	0	0	0	0	0	0	37	26-35	23
11:00	5	4	14	12	9	2	0	0	0	0	0	0	0	0	46	21-30	26
12 PM	0	3	8	18	3	0	1	0	0	0	0	0	0	0	33	21-30	26
13:00	2	2	8	17	14	4	0	0	0	0	0	0	0	0	47	26-35	31
14:00	2	7	20	18	8	0	0	0	0	0	0	0	0	0	55	21-30	38
15:00	19	40	25	14	3	2	0	0	0	0	0	0	0	0	103	16-25	65
16:00	3	3	9	19	10	0	0	0	0	0	0	0	0	0	44	24-33	29
17:00	1	4	12	10	13	1	0	0	0	0	0	0	0	0	41	26-35	23
18:00	0	6	5	18	11	2	0	0	0	0	0	0	0	0	42	26-35	29
19:00	0	1	4	9	4	0	0	0	0	0	0	0	0	0	18	26-35	13
20:00	0	1	9	7	1	1	0	0	0	0	0	0	0	0	19	21-30	16
21:00	1	1	1	3	4	1	0	0	0	0	0	0	0	0	11	26-35	7
22:00	0	2	3	1	1	0	0	0	0	0	0	0	0	0	7	16-25	5
23:00	1	0	0	1	0	0	0	0	0	0	0	0	0	0	2	*	1
Total	46	129	185	251	153	30	1	0	0	0	0	0	0	0	795		
Percent	5.8%	16.2%	23.3%	31.6%	19.2%	3.8%	0.1%	0.0%	0.0%	0.0%	0.0%	0.0%	0.0%	0.0%			
AM Peak	09:00	08:00	08:00	08:00	07:00	07:00									08:00		
Vol.	5	33	39	36	20	6									131		
PM Peak	15:00	15:00	15:00	16:00	13:00	13:00	12:00								15:00		
Vol.	19	40	25	19	14	4	1								103		
Total	46	129	185	251	153	30	1	0	0	0	0	0	0	0	795		
Percent	5.8%	16.2%	23.3%	31.6%	19.2%	3.8%	0.1%	0.0%	0.0%	0.0%	0.0%	0.0%	0.0%	0.0%			

15th Percentile : 17 MPH
 50th Percentile : 25 MPH
 85th Percentile : 32 MPH
 95th Percentile : 34 MPH

Stats
 10 MPH Pace Speed : 21-30 MPH
 Number in Pace : 436
 Percent in Pace : 54.8%
 Number of Vehicles > 55 MPH : 0
 Percent of Vehicles > 55 MPH : 0.0%
 Mean Speed(Average) : 25 MPH

City of Roseville

311 Vernon Street
Roseville, CA 95678
(916) 746-1300

Site Code: Chase Drive

Southbound

Start Time	1	16	21	26	31	36	41	46	51	56	61	66	71	76	Total	Pace Speed	Number in Pace
	15	20	25	30	35	40	45	50	55	60	65	70	75	999			
10/23/18	0	0	2	3	2	0	0	0	0	0	0	0	0	0	7	26-35	5
01:00	0	0	1	0	0	0	0	0	0	0	0	0	0	0	1	14-23	1
02:00	0	0	1	1	0	0	0	0	0	0	0	0	0	0	2	19-28	2
03:00	0	0	0	0	0	0	0	0	0	0	0	0	0	0	0	*	*
04:00	0	0	0	1	0	0	0	0	0	0	0	0	0	0	1	19-28	1
05:00	0	0	0	0	1	1	0	0	0	0	0	0	0	0	2	29-38	2
06:00	0	0	2	4	0	0	0	0	0	0	0	0	0	0	6	21-30	6
07:00	2	2	4	7	5	3	1	0	0	0	0	0	0	0	24	24-33	12
08:00	0	0	7	7	7	3	1	0	0	0	0	0	0	0	25	21-30	14
09:00	1	2	5	6	6	1	0	0	0	0	0	0	0	0	21	24-33	12
10:00	2	0	7	9	9	2	1	0	0	0	0	0	0	0	30	25-34	18
11:00	0	1	4	25	16	1	0	0	0	0	0	0	0	0	47	26-35	41
12 PM	0	1	11	15	12	0	0	0	0	0	0	0	0	0	39	24-33	27
13:00	0	1	12	20	10	3	0	0	0	0	0	0	0	0	46	21-30	32
14:00	1	4	13	14	21	3	0	0	0	0	0	0	0	0	56	26-35	35
15:00	6	6	14	19	25	2	0	0	0	0	0	0	0	0	72	26-35	44
16:00	3	3	7	23	21	3	0	0	0	0	0	0	0	0	60	26-35	44
17:00	3	3	15	18	18	4	1	0	0	0	0	0	0	0	62	26-35	36
18:00	1	5	6	25	18	1	0	0	0	0	0	0	0	0	56	26-35	43
19:00	0	3	10	10	17	2	1	0	0	0	0	0	0	0	43	26-35	27
20:00	0	1	3	16	12	2	0	0	0	0	0	0	0	0	34	26-35	28
21:00	0	1	4	8	11	5	1	0	0	0	0	0	0	0	30	26-35	19
22:00	0	0	5	3	3	0	0	0	0	0	0	0	0	0	11	21-30	8
23:00	0	1	0	2	1	0	0	0	0	0	0	0	0	0	4	24-33	3
Total	19	34	133	236	215	36	6	0	0	0	0	0	0	0	679		
Percent	2.8%	5.0%	19.6%	34.8%	31.7%	5.3%	0.9%	0.0%	0.0%	0.0%	0.0%	0.0%	0.0%	0.0%			
AM Peak	07:00	07:00	08:00	11:00	11:00	07:00	07:00									11:00	
Vol.	2	2	7	25	16	3	1									47	
PM Peak	15:00	15:00	17:00	18:00	15:00	21:00	17:00									15:00	
Vol.	6	6	15	25	25	5	1									72	
Total	19	34	133	236	215	36	6	0	0	0	0	0	0	0	679		
Percent	2.8%	5.0%	19.6%	34.8%	31.7%	5.3%	0.9%	0.0%	0.0%	0.0%	0.0%	0.0%	0.0%	0.0%			

15th Percentile : 21 MPH
 50th Percentile : 28 MPH
 85th Percentile : 33 MPH
 95th Percentile : 36 MPH

Stats
 10 MPH Pace Speed : 26-35 MPH
 Number in Pace : 451
 Percent in Pace : 66.4%
 Number of Vehicles > 55 MPH : 0
 Percent of Vehicles > 55 MPH : 0.0%
 Mean Speed(Average) : 28 MPH