

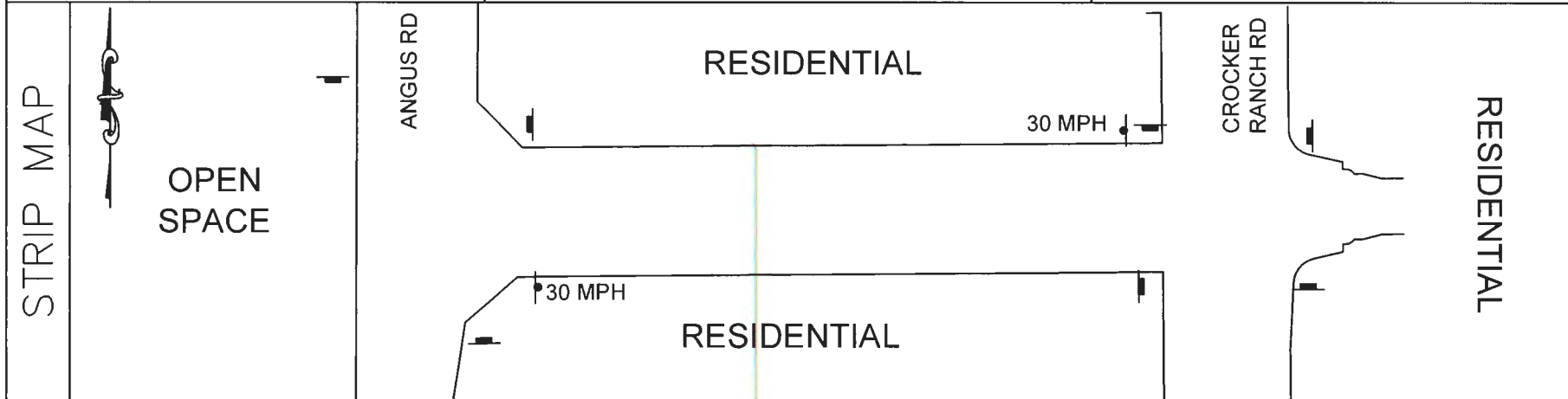


PUBLIC WORKS DEPT.

TRAFFIC ENGINEERING AND SPEED MAP
SPEED ZONE SURVEY

ROAD NAME:

CASA SEDONA DR
ANGUS TO CROCKER RANCH



ROADWAY WIDTH	56'
NO. OF LANES	2
ADT	2560
DIVIDER TYPE	RAISED
CRITICAL SPEED (85th %)	34 MPH
PACE SPEED	26-35 MPH
3-YEAR ACCIDENT HISTORY	0
EXISTING SPEED LIMIT	30 MPH
RECOM. SPEED LIMIT	30 MPH
SEGMENT LENGTH	585'

LEGEND	STOP SIGNS	SPEED LIMIT SIGN	TRAFFIC SIGNAL
--------	------------	------------------	----------------

MPH	61-75	0	ROADSIDE COND.	SCHOOL	<input type="checkbox"/>
	51-60	0		RESIDENCE	<input checked="" type="checkbox"/>
	41-50	24		BUSINESS	<input type="checkbox"/>
	31-40	126*		PARKS	<input type="checkbox"/>
	1-30	1269		OPEN SPACE	<input type="checkbox"/>
			BIKEWAY	<input checked="" type="checkbox"/>	


COMMENTS: NO PARKING ON BOTH SIDES OF STREET.
HOSES USED FOR SPEED SURVEY. TOTAL VOLUME EQUALS 2560.


SOME RECOVERY AREA NO RECOVERY AREA
SCHOOL ROUTE

City of Roseville Engineering and Traffic Survey Summary

Street: CASA SEDONA DRIVE
Limits: ANGUS ROAD
CROCKER RANCH ROAD

Field Observer: T PHILIPP
Checked By: J CERVANTES
Date: 04/16/2019

Factors	Direction: East/West
<u>A. Prevailing Speed Data</u>	
Location of Survey	295' E of Angus Road
85th Percentile	34 MPH
10 mph Pace	26-35 MPH
Percent in Pace	81.2%
Posted Speed Limit	35 MPH
<u>B. Collision History</u>	
Date Range Covered	01/01/2016 to 01/01/2019 (3 years)
Total Collisions	0
Collision Rate (Acc/MVM)	0
Expected Collision Rate	2.95
<u>C. Traffic Factors</u>	
Average Daily Traffic	2560
Length of Segment	585
Lane Configuration	Single Lane Each Direction
Street Classification	Collector
<u>D. Conditions Not Readily Apparent</u>	
Conditions	See: Roadside Conditions on the Speed Zone Survey Map.
Roadway Geometrics	Straight; flat
Comments	Class II bike lanes
<u>E. Adjacent Land Use</u>	
	Single Family residential
Posted Speed Limit	35 MPH
Speed Limit Change?	No
Revised Speed Limit	
Approved and Authorized for release by City of Roseville Traffic Engineering Department:	
 _____	8-15-19 Date _____ Loc.#



City of Roseville

311 Vernon Street
Roseville, CA 95678
(916) 746-1300

Clarification needed speed limit

Site Code: EB CASA SEDONA

577 641 11 0 1 7

EB	15	20	25	30	35	40	45	50	55	60	65	70	75	999	Total	Pace Speed	Number in Pace
04/16/19	0	0	1	1	2	1	0	0	0	0	0	0	0	0	5	31-40	3
01:00	0	0	0	2	0	1	0	0	0	0	0	0	0	0	3	20-29	2
02:00	0	0	0	0	0	2	0	0	0	0	0	0	0	0	2	30-39	2
03:00	0	0	0	4	1	1	0	0	0	0	0	0	0	0	6	26-35	5
04:00	0	0	0	4	4	3	0	0	0	0	0	0	0	0	11	26-35	8
05:00	0	0	2	11	14	3	0	0	0	0	0	0	0	0	30	26-35	25
06:00	0	1	1	21	16	2	0	0	0	0	0	0	0	0	41	26-35	37
07:00	0	0	7	26	24	5	0	0	0	0	0	0	0	0	62	26-35	50
08:00	1	3	5	43	27	4	1	0	0	0	0	0	0	0	84	26-35	70
09:00	0	1	7	27	24	5	0	0	0	0	0	0	0	0	64	26-35	51
10:00	0	0	6	32	31	2	0	0	0	0	0	0	0	0	71	26-35	63
11:00	0	2	6	26	30	4	2	0	0	0	0	0	0	0	70	26-35	56
12 PM	1	1	13	33	31	8	0	0	0	0	0	0	0	0	87	26-35	64
13:00	0	0	4	23	25	7	1	0	0	0	0	0	0	0	60	26-35	48
14:00	0	0	5	10	29	5	0	0	0	0	0	0	0	0	49	26-35	39
15:00	0	1	1	12	33	12	3	0	0	0	0	0	0	0	62	31-40	45
16:00	0	0	7	37	53	20	2	1	0	0	0	0	0	0	120	26-35	90
17:00	0	0	8	36	65	18	2	1	0	0	0	0	0	0	130	26-35	101
18:00	0	0	7	39	50	7	1	1	0	0	0	0	0	0	105	26-35	89
19:00	0	1	5	37	18	3	1	0	0	0	0	0	0	0	65	26-35	55
20:00	0	0	11	17	20	1	0	0	0	0	0	0	0	0	49	26-35	37
21:00	0	0	3	11	8	4	1	0	0	0	0	0	0	0	27	26-35	19
22:00	0	0	2	9	6	4	0	0	0	0	0	0	0	0	21	26-35	15
23:00	0	0	0	3	7	1	0	0	0	0	0	0	0	0	11	26-35	10
Total	2	10	101	464	518	123	14	3	0	0	0	0	0	0	1235		
Percent	0.2%	0.8%	8.2%	37.6%	41.9%	10.0%	1.1%	0.2%	0.0%	0.0%	0.0%	0.0%	0.0%	0.0%			
AM Peak	08:00	08:00	07:00	08:00	10:00	07:00	11:00								08:00		
Vol.	1	3	7	43	31	5	2								84		
PM Peak	12:00	12:00	12:00	18:00	17:00	16:00	15:00	16:00							17:00		
Vol.	1	1	13	39	65	20	3	1							130		
Total	2	10	101	464	518	123	14	3	0	0	0	0	0	0	1235		
Percent	0.2%	0.8%	8.2%	37.6%	41.9%	10.0%	1.1%	0.2%	0.0%	0.0%	0.0%	0.0%	0.0%	0.0%			

15th Percentile : 25 MPH
50th Percentile : 30 MPH
85th Percentile : 34 MPH
95th Percentile : 38 MPH

Stats
10 MPH Pace Speed : 26-35 MPH
Number in Pace : 982
Percent in Pace : 79.5%
Number of Vehicles > 55 MPH : 0
Percent of Vehicles > 55 MPH : 0.0%
Mean Speed(Average) : 31 MPH

1235
1325

2560

City of Roseville

311 Vernon Street
Roseville, CA 95678
(916) 746-1300

Site Code: WB CASA SEDONA

Start Time	Handwritten: 542 626 7															Total	Pace Speed	Number in Pace
	15	20	25	30	35	40	45	50	55	60	65	70	75	999				
04/16/19	0	0	1	1	1	0	0	0	0	0	0	0	0	0	3	19-28	2	
01:00	0	0	0	1	0	1	0	0	0	0	0	0	0	0	2	19-28	1	
02:00	0	0	0	1	1	0	0	0	0	0	0	0	0	0	2	24-33	2	
03:00	0	0	0	1	2	1	0	0	0	0	0	0	0	0	4	25-34	3	
04:00	0	0	1	3	7	1	0	0	0	0	0	0	0	0	12	26-35	10	
05:00	0	0	0	6	4	0	0	0	0	0	0	0	0	0	10	26-35	10	
06:00	0	1	4	26	28	5	0	0	0	0	0	0	0	0	64	26-35	54	
07:00	0	1	4	34	47	8	0	0	0	0	0	0	0	0	94	26-35	81	
08:00	0	0	8	35	28	3	1	0	0	0	0	0	0	0	75	26-35	63	
09:00	0	0	3	17	17	9	0	0	0	0	0	0	0	0	46	26-35	34	
10:00	0	0	11	31	22	4	1	0	0	0	0	0	0	0	69	26-35	53	
11:00	1	0	5	26	26	8	0	0	0	0	0	0	0	0	66	26-35	52	
12 PM	2	1	9	41	33	8	0	0	0	0	0	0	0	0	94	26-35	74	
13:00	2	1	4	28	23	4	0	0	0	0	0	0	0	0	62	26-35	51	
14:00	2	1	9	46	23	2	0	0	0	0	0	0	0	0	83	26-35	69	
15:00	0	0	6	36	38	7	1	0	0	0	0	0	0	0	88	26-35	74	
16:00	0	2	7	54	50	5	1	0	0	0	0	0	0	0	119	26-35	104	
17:00	1	2	4	33	53	7	0	0	0	0	0	0	0	0	100	26-35	86	
18:00	0	1	8	42	44	6	1	0	0	0	0	0	0	0	102	26-35	86	
19:00	1	1	10	34	27	2	0	0	0	0	0	0	0	0	75	26-35	61	
20:00	1	0	6	29	17	3	0	0	0	0	0	0	0	0	56	26-35	46	
21:00	0	0	3	20	19	3	1	0	0	0	0	0	0	0	46	26-35	39	
22:00	0	0	2	13	14	5	1	0	0	0	0	0	0	0	35	26-35	27	
23:00	0	0	2	6	9	1	0	0	0	0	0	0	0	0	18	26-35	15	
Total	10	11	107	564	533	93	7	0	0	0	0	0	0	0	1325			
Percent	0.8%	0.8%	8.1%	42.6%	40.2%	7.0%	0.5%	0.0%	0.0%	0.0%	0.0%	0.0%	0.0%	0.0%				
AM Peak	11:00	06:00	10:00	08:00	07:00	09:00	08:00									07:00		
Vol.	1	1	11	35	47	9	1									94		
PM Peak	12:00	16:00	19:00	16:00	17:00	12:00	15:00									16:00		
Vol.	2	2	10	54	53	8	1									119		
Total	10	11	107	564	533	93	7	0	0	0	0	0	0	0	1325			
Percent	0.8%	0.8%	8.1%	42.6%	40.2%	7.0%	0.5%	0.0%	0.0%	0.0%	0.0%	0.0%	0.0%	0.0%				

15th Percentile : 25 MPH
 50th Percentile : 29 MPH
 85th Percentile : 34 MPH
 95th Percentile : 36 MPH

Stats
 10 MPH Pace Speed : 26-35 MPH
 Number in Pace : 1097
 Percent in Pace : 82.8%
 Number of Vehicles > 55 MPH : 0
 Percent of Vehicles > 55 MPH : 0.0%
 Mean Speed(Average) : 30 MPH